# C SERIES

## 2-SECTION COMPACT SOLID DOOR UNDERCOUNTER WORKTOP REFRIGERATOR

| Project Name: | Location: | | AIA #: |
|---|---|---|---|
| Item #: | Qty: | Model #: | SIS #: |

## C SERIES - STAINLESS STEEL EXTERIOR & INTERIOR

### 60" WIDE MODELS

| | |
|---|---|
| CLUC-60R-SD-WTLR | Hinged Left/Right |
| CLUC-60R-SD-WTRR | Hinged Right/Right |
| CLUC-60R-SD-WTLL | Hinged Left/Left |

ENERGY STAR® Listed Commercial Refrigerator
For full listing visit energystar.gov

## SPECIFICATIONS

| | |
|---|---|
| *DIMENSIONAL DATA* | |
| Capacity cu. ft. | 16.94 (479.7 cu l) |
| Length in. | 60-1/4 (153 cm) |
| Depth in. | 31-1/2 (80 cm) |
| Overall Height in.[2] | 38 (96.5 cm) |
| *ELECTRICAL DATA* | |
| Horsepower[1] | 1/5 |
| Amps | 2.6 |
| Voltage | 115/60/1 |
| NEMA | 5-15P |
| *REFRIGERATION DATA* | |
| Refrigerant | R-290 |
| Charge Amount oz. | 3.0 (85 g) |
| BTU | 1800 |

When ordering please specify:
Voltage, Hinging, and Options

NEMA 5-15P

1. Based on 90°F ambient & 20°F evaporator.
2. Overall height includes 4" (10.2 cm) for casters.

Models listed to applicable UL, CSA, and NSF standards by an approved NRTL. Consult the factory or unit data plate for additional information.

Specifications subject to change without notice. Chart dimensions are rounded up to the nearest 1/16" (centimeters rounded up to the nearest tenth).

## PLAN VIEW

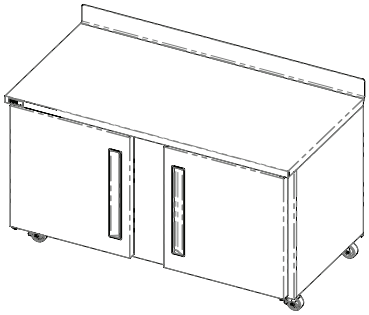

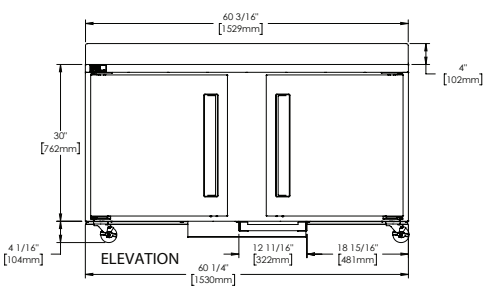


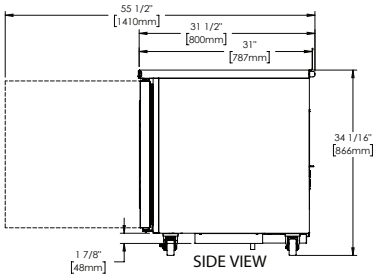



2026 © Traulsen • 4401 Blue Mound Road | Fort Worth, TX 76106 • 1 (800) 825-8220 • www.traulsen.com

# C SERIES

## 2-SECTION COMPACT SOLID DOOR UNDERCOUNTER WORKTOP REFRIGERATOR

| Project Name: | Location: | | AIA #: |
|---|---|---|---|
| Item #: | Qty: | Model #: | SIS #: |

## REFRIGERATION SYSTEM

• Self-contained, rear-mounted system uses environmentally friendly, minimal GWP R-290 refrigerant

• Front-breathing system allows zero-clearance installation

• Easy access to condenser coil for cleaning

• High performance, balanced system operates at 32-41°F (0-5°C) to maintain consistent, food-safe temperatures

• LED display for microprocessor control is water-resistant

• Capillary tube metering device

## CABINET CONSTRUCTION

• Stainless steel exterior and interior

• 4” high stainless steel backsplash

• Exterior top, back, and bottom is constructed of heavy gauge galvanized steel

• Cabinet is insulated with an average of 2-3/8” (6.03 cm) thick high density, non-CFC foamed-in-place polyurethane

• A set of (4) 4” (10.2 cm) high casters; (2) with brakes, (2) without brakes; factory-installed

• 9’ cord & plug provided

## DOORS

• Foamed-in-place, recessed handles

• Doors are self-closing with a stay-open feature

• Magnetic, snap-in door gaskets

• Gasket-protecting retainers

• Field-reversible

## INTERIORS

• (2) adjustable, epoxy coated wire shelves per section supported on pilasters

## FIELD-INSTALLED OPTIONS

• Additional expoxy coated shelves on pilasters

• Set of (4) 6” (15.2 cm) legs

• Set of (4) 6” (15.2 cm) casters

• Set of (4) 2-3/4” (7 cm) casters

## WARRANTY

Both a six-year parts and labor warranty, and an additional one-year compressor parts warranty (for a total of seven years) are provided standard

CAD and/or Revit Files Available

https://traulsen.kclcad.com

| Approved by: | Approved by: | Date: |
|---|---|---|


2026 © Traulsen • 4401 Blue Mound Road | Fort Worth, TX 76106 • 1 (800) 825-8220 • www.traulsen.com