

"UBPT" UNDERBAR PASS-THRU WORK STATION *w/Included 10 Circuit Cold Plate*

FEATURES:

- 18GA 300 Series Stainless Steel
- Stainless Steel Legs & Bracing
- Includes 10 Circuit Ice Bin & 2 Piece Sliding Lid
- Soda Gun Chase Mounting Options
- Add-On Drain Pan Overshelves Available
- Mounting Options For Blender Shelf & Speed Rail
- (2) Built-In 10"x14"x10" Sinks, Faucet Sold Separately

CERTIFICATIONS:



UBPT-3342-CP10



UBPT-3342-CP10
WITH UBPTS2-1540
(BLENDER SHELF & SPEED
RAIL NOT INCLUDED)

ACCESSORIES

MODEL	DESCRIPTION	WEIGHT (LBS)
UBPTS1-1540	Single Drain Pan Overshelf	24
UBPTS2-1540	Double Drain Pan Overshelf	42
UBBSS-12	Blender Shelf - 12" Width	4
UBBSS-18	Blender Shelf - 18" Width	5
UBSR2-24	24" Double Speed Rail	10
UBSR2-30	30" Double Speed Rail	12

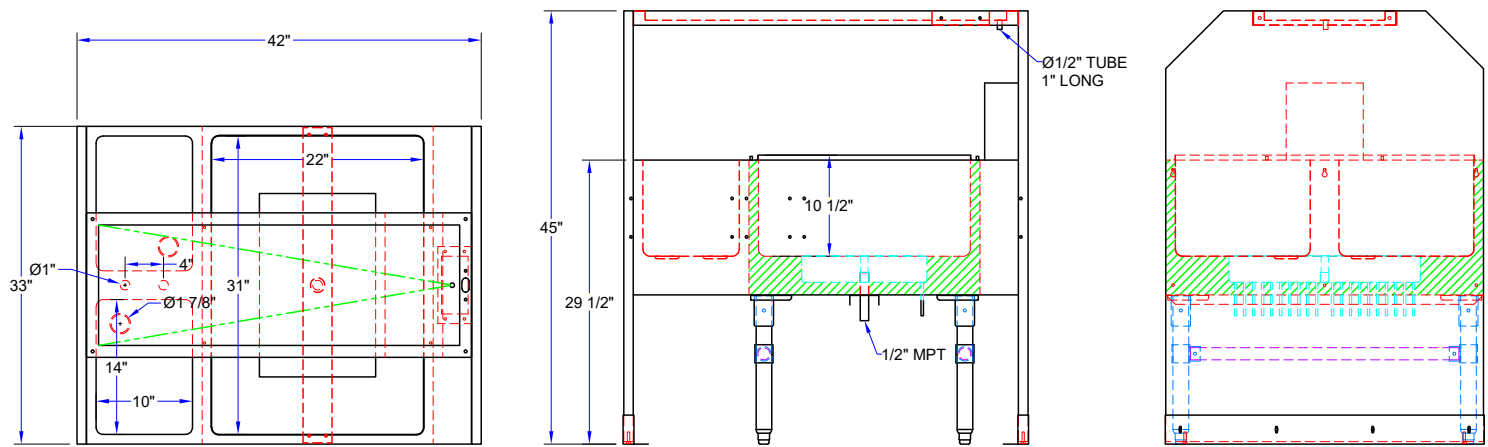
"UBPT" PASS-THRU WORKSTATION

MODEL	# OF COLD PLATE CIRCUITS	SIZE (LXWXH)	WEIGHT (LBS)
UBPT-3342-CP10	10-Circuit	42"x33"x45"	312

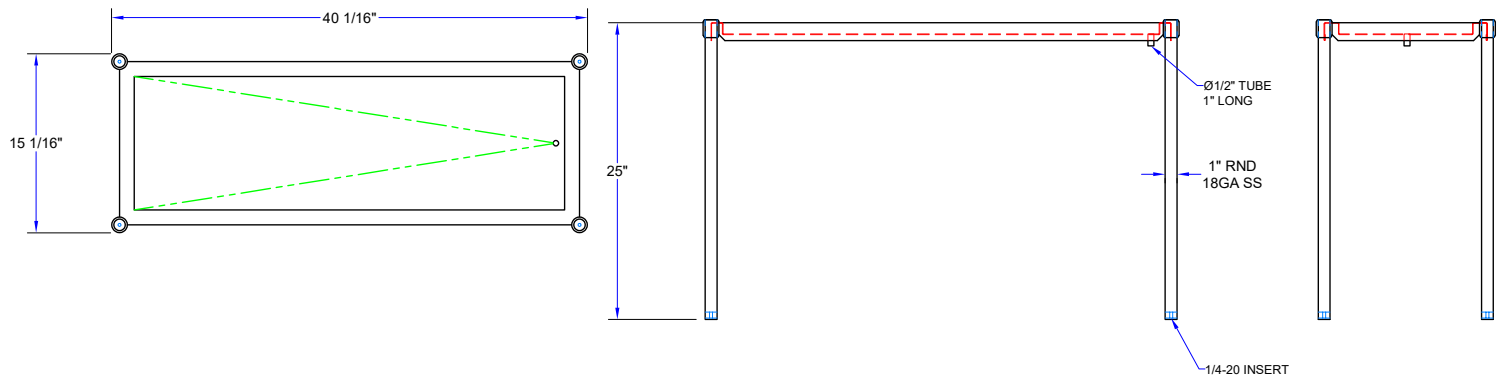
ALL DIMENSIONS ARE TYPICAL. TOLERANCE +/- .500". JOHN BOOS & CO. RESERVES THE RIGHT TO CHANGE SPECIFICATIONS WITHOUT NOTICE.

DETAILED SPECIFICATIONS

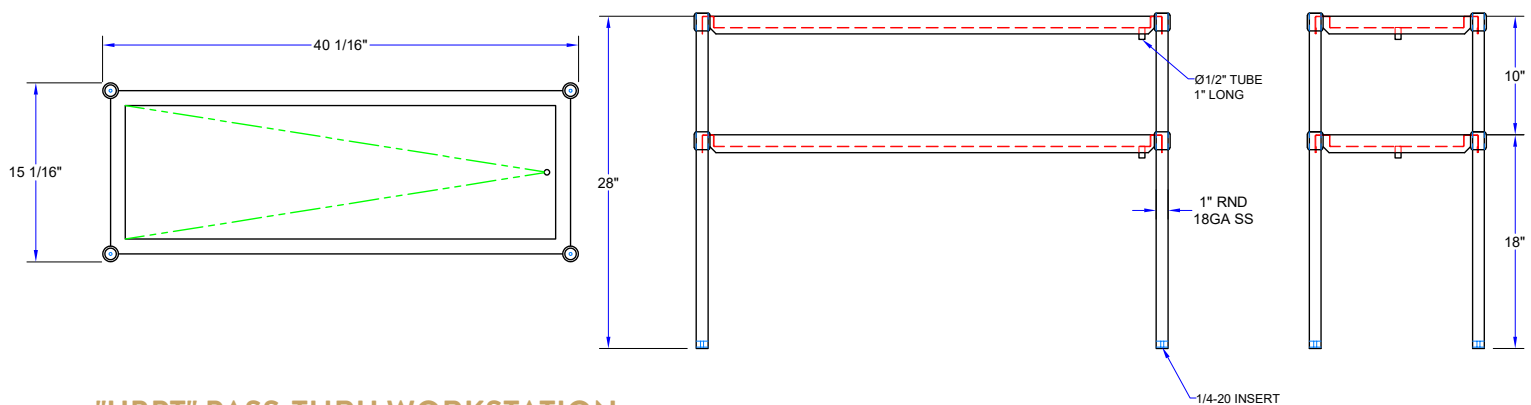
UBPT-3342-CP10



UBPTS1-1540



UBPTS2-1540



"UBPT" PASS-THRU WORKSTATION

MODEL	# OF COLD PLATE CIRCUITS	SIZE (LXWXH)	WEIGHT (LBS)
UBPT-3342-CP10	10-Circuit	42"x33"x45"	312

ALL DIMENSIONS ARE TYPICAL. TOLERANCE +/- .500". JOHN BOOS & CO. RESERVES THE RIGHT TO CHANGE SPECIFICATIONS WITHOUT NOTICE.