

 REFRIGERATOR MANUFACTURER Turbo air more durable, efficient, beautiful	4184 E. Conant St. Long Beach, CA 90808 Tel. 310-900-1000 Fax. 310-900-1077 www.turboairinc.com	Project:	
		Model #:	
		Item #:	
		Available W/H:	Qty:
		Approval:	
		AIA #:	SIS #:
			CSI Section 11400

Glass Door Heated Cabinet

*Reach-In
PRO Series*

Model : PRO-77H-G

≡ FEATURES & BENEFITS ≡

- **Digital temperature control & monitor system**

 - Keeps food products safe by maintaining constant temperatures
 - Alarm beeps when doors are not sealed
 - Early warning alarm program detects issues before malfunction occurs
 - Digital display allows for easy monitoring
 - Sensitive touch display

- **Ducted fan air distribution system**

Maintains temperature within the food zone

- **On/Off switch**

ON/OFF switch is located on control panel

- **All stainless steel cabinet construction**

The PRO series model boasts a stainless steel interior and a **22 gauge** stainless steel exterior (galvanized steel top, bottom). It guarantees the utmost in cleanliness and long product life. The PRO series model adds a touch of style to the most refined setting.

- **Sturdy, clean stainless steel shelving**

Shelves are the most important part of cleanliness as they come in direct contact with food. After a while, PVC coated wire shelves may peel, rust and lead to unsanitary conditions. Only the Turbo Air PRO series uniquely provides stainless steel shelving.

- **LED interior lighting**

Includes a U.S. patented dimming option, exclusively from Turbo Air. This feature reduces energy consumption by 3~5%.

- **High-density polyurethane insulation**

The entire cabinet structure and solid doors are foamed-in-place using high density, CFC free polyurethane insulation.

- **Full length glass doors with locks**

- **Self-closing doors with stay open feature at 120 degrees**

- **Heated cabinet holds 140°F ~ 180°F for the best in food preservation**




Model	Swing Door	CU./FT.	#of Shelves	Wattage (W)	AMPS	Crated Weight (lbs.)	L x D* x H† (inches)
PRO-77H-G	3	75	9	3000	15	798	77³/₄ x 33⁷/₈ x 78

Glass Door Heated Cabinet

Reach-In
PRO Series

Model : PRO-77H-G

ELECTRICAL DATA	
Voltage	208~230V/115V/60Hz/1Ph
Plug Type	 NEMA L14-20P
Full Load Amperes	15
Wattage(W)	3000
Cord Length (ft.)	8
DIMENSIONAL DATA	
# of Doors	3
# of Racks Accepted	3
Net Capacity (cu. ft.)	75
Ext. Length Overall (in.)	77 ³ / ₄ (1976mm)
Ext. Depth Overall (in.)*	33 ⁷ / ₈ (860mm)
Ext. Height Overall (in.)†	78 (1982mm)
Int. Length Overall (in.)	68 ¹ / ₄ (1735mm)
Int. Depth Overall (in.)	27 ⁵ / ₈ (702mm)
Int. Height Overall (in.)	58 ³ / ₄ (1493mm)
# of Shelves	9
Shelf Size (L x D) (in.)	22 ³ / ₄ x 26 ³ / ₈ (Left/Right)
	25 x 26 ³ / ₈ (Middle)
Net Weight (lbs.)	730
Gross Weight (lbs.)	798

Design and specifications subject to change without notice.

Actual shipping weight may differ due to extra packing materials for product protection.

* Depth does not include 1-1/4" for door handles.

† Height does not include 5" for caster height.

■ WARRANTY : 3 Year Parts and Labor Warranty

■ STANDARD FEATURES

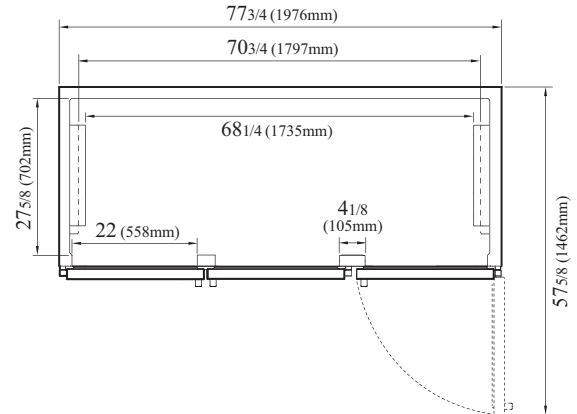
- Door locks
- 4" dia. swivel casters with locks on the front set
- Easy replaceable one piece magnetic door gaskets
- Solid and sturdy grille design

■ OPTIONAL ACCESSORIES

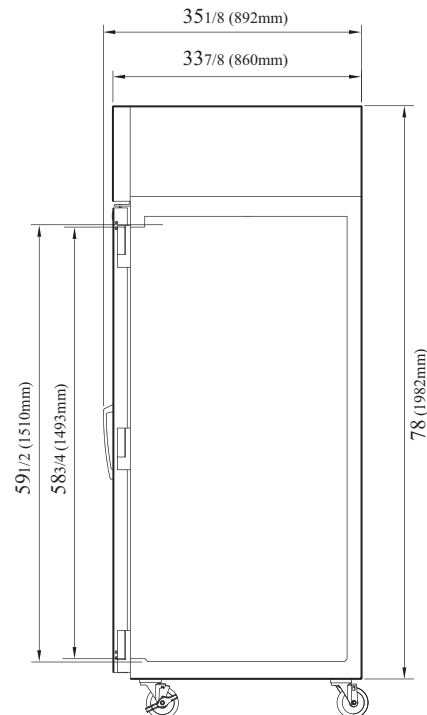
- 2.5" caster, 1/2" diameter & 13 TPI: 30265H0100 (non-brake), 30265H0200 (w/ brake)
- 5" caster, 1/2" diameter & 13 TPI: M726500100 (non-brake), M726500200 (w/ brake)
- 4.7" leveling seismic leg (1/2", 13 TPI): 30221M0500
- 6" stainless steel leg: 30221M0600
- Additional stainless steel shelf: (L, R) H50R901700, (M) H77R801710
- Tray slides kits: TS23-N1LR(#1), TS23-N1LR HALF, TS23-N4LR(#4), TS23-N4LR HALF, TS23-UNLR-H(Universal), TS23-UNLR-H HALF, TS3-N1C(#1), TS3-N1C HALF, TS3-N4C(#4), TS3-N4C HALF, TS3-UNC-H(Universal), TS3-UNC-H HALF

PLAN VIEW

(unit : inch)



TOP VIEW



SIDE VIEW

Ver.20260205



- Turbo Air: 800-627-0032
- Bake Tech Innovation: 800-500-3519
- Warranty: 800-381-7770
- AC: 888-900-1002