

VOLLRATH®

Project:

Item Number:

Quantity:

HOT, COLD, FROZEN MODULAR DROP-INS



FC-HCF-03208-AD

AGENCY LISTINGS

SANITATION



WARRANTY

All models shown come with a Vollrath® 2-year warranty against defects in materials and workmanship. For full warranty details, please refer to vollrathfoodservice.com.

FEATURES & BENEFITS

- Wells operate independently in hot, cold, or frozen modes.
- Top flange, well, and user interface are exceptionally-durable 18-gauge, 300-series stainless steel.
- Units utilize R290 refrigerant, which has a lower GWP (Global Warming Potential) than many previously-used refrigerants.
- User Interface includes 4' (1.2 m) connection for flexible mounting options.
- Well is wrapped with refrigeration coils for maximum cooling.
- Standard mounting clips are included for easy installation on counters up to 3" (7.6 cm) thick.
- The inner-well assembly is insulated with foamed-in-place polyurethane for efficiency and performance.
- Units are designed for simplified serviceability.
- A 2" (7.6 cm) stepped cold-wall recess creates a cold-air blanket over the top of the food to maintain NSF compliance.
- Well accepts full-size and fractional food pans up to 6" (15.2 cm) deep; use adapter bars with fractional pans.
- ¾" (1.9 cm) integral drain is standard (no master shut off).
- 6' (1.5 m) cord with plug is included.

Due to continued product improvement, please consult vollrathfoodservice.com for current product specifications.

ITEMS

Item/Model	Description
FC-HCF-01120-AD	1-Well Auto Drain, 120V
FC-HCF-01120-AD-FF	1-Well Auto Drain, Flat Flange, 120V
FC-HCF-01208-AD	1-Well Auto Drain, 120/208–240V
FC-HCF-01208-AD-FF	1-Well Auto Drain, Flat Flange 120/208–240V
FC-HCF-02120	2-Well, 120V
FC-HCF-02120-AD	2-Well Auto Drain, 120V
FC-HCF-02120-AD-FF	2-Well Auto Drain, Flat Flange 120V
FC-HCF-02120-FF	2-Well Flat Flange, 120V
FC-HCF-02208	2-Well, 120V/208–240V
FC-HCF-02208-AD	2-Well Auto Drain, 120/208–240V
FC-HCF-02208-AD-FF	2-Well Auto Drain, Flat Flange 120/208–240V
FC-HCF-02208-FF	2-Well Flat Flange 120/208–240V
FC-HCF-03120	3-Well, 120V
FC-HCF-03120-AD	3-Well Auto Drain, 120V
FC-HCF-03120-AD-FF	3-Well Auto Drain, Flat Flange 120V
FC-HCF-03120-FF	3-Well Flat Flange, 120V
FC-HCF-03208	3-Well, 120V/208–240V
FC-HCF-03208-AD	3-Well Auto Drain, 120/208–240V
FC-HCF-03208-AD-FF	3-Well Auto Drain, Flat Flange 120/208–240V
FC-HCF-03208-FF	3-Well Flat Flange 120/208–240V
FC-HCF-04208	4-Well, 120V/208–240V
FC-HCF-04208-AD	4-Well Auto Drain, 120/208–240V
FC-HCF-04208-AD-FF	4-Well Auto Drain, Flat Flange 120/208–240V
FC-HCF-04208-FF	4-Well Flat Flange 120/208–240V

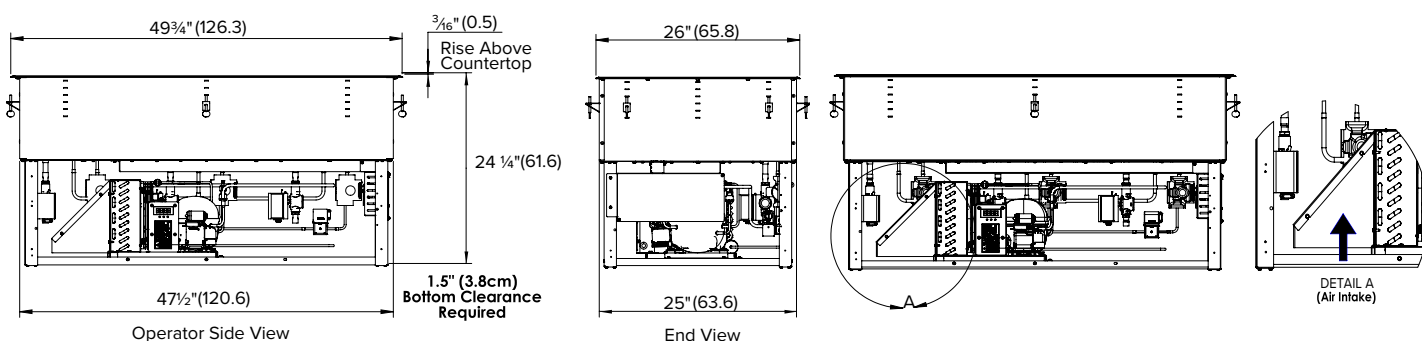
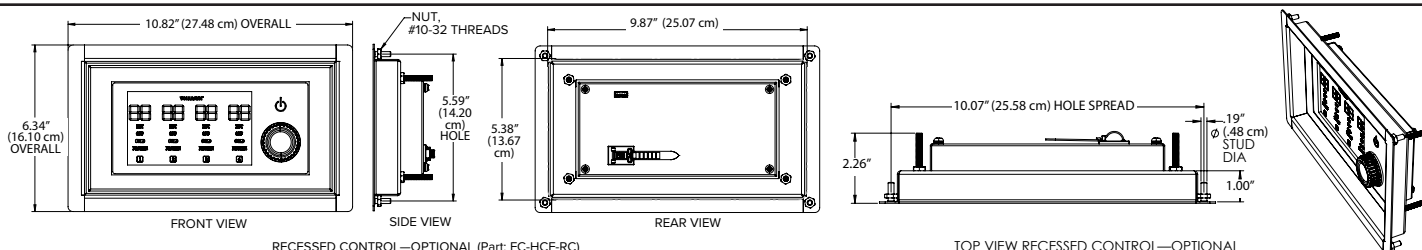
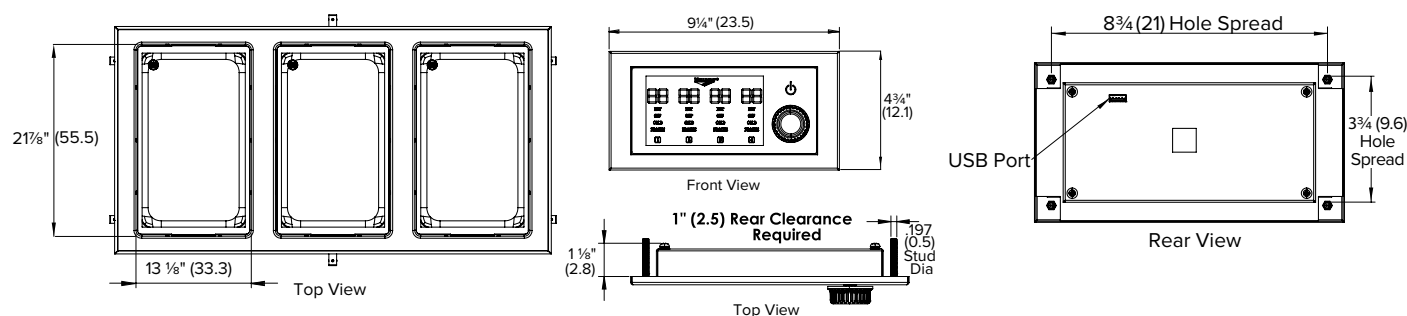
CLEARANCE AND ENVIRONMENT

Wells	Intake		Discharge	
	Opening	Clearance	Opening	Clearance
1	80 sq. in.	3" from opening	80 sq. in.	3" from opening
2 & 3	80 sq. in @ bottom	1.5" @ bottom		
4	80 sq. in @ bottom, each condensing unit		160 sq. in.	







- Unit must be installed and serviced by a qualified professional.
- Follow all regulations, warnings, and cautionary guidance specific to products that utilize R290 refrigerant.
- Unit is made for indoor use only in ambient temperatures below 86 °F (30 °C). Warmer temperatures or modifying refrigeration settings will take unit out of NSF compliance and could void the warranty.
- Mechanical parts must be accessible from both long sides.
- Prevent drafts and room air currents from disturbing the curtain of cold air immediately above the food pans.
- Water is required during hot operation for even heating, and automatically drains during cold operation.

HOT, COLD, FROZEN MODULAR DROP-IN

DIMENSIONS Shown in inches (cm)



SPECIFICATIONS

Item	Overall Top Dimensions W x D x H	Cutout Dimensions			Weight LB (Kg)	Comp. (HP)	Peak Heat of Rej. (BTUH)	R290 Refrig. Charge (grams)	Heater Watts per Well	Max Amp Draw	V	Plug	Straight- Blade Receptacles
		Drop-In*	Control	Louvers									
FC-HCF-01120*	18.0 x 26.0 x 24.4 (45.7 x 66.0 x 62.0)	17 ⁵ / ₈ x 25 ¹ / ₄ (44 x 64.1)	7 ⁷ / ₈ x 3 ³ / ₈ (20.0 x 9.8) 3/8" (9.5mm) corner radius	8 x 10 (20.3 x 25.4)	107 (48.5)		2800 Cold —100 Hot	70	625	5.1	120	NEMA 5-15P	
FC-HCF-01208*										3.6	120/ 208-240	NEMA 14-20P	
FC-HCF-02120*	33 ³ / ₈ x 25 ¹ / ₄ (84 x 64.1)	185 (83.9)			1/4	2800 Cold —4300 Hot	100	10.3		120	NEMA 5-15P		
FC-HCF-02208*										6.6	120/ 208-240	NEMA 14-20P	
FC-HCF-03120*	49.8 x 26.0 x 24.4 (126.5 x 66.0 x 62.0)	49 x 25 1/4 (124.5 x 64.1)			212 (96.2)	2800 Cold —6400 Hot	130	15.5		120	NEMA 5-20P		
FC-HCF-03208*										9.6	120/208- 240	NEMA 14-20P	
FC-HCF-04208*	65.7 x 26.0 x 24.4 (166.9 x 66.0 x 62.0)	64 ⁷ / ₈ x 25 ¹ / ₄ (164.7 x 64.1)			324 (147)	5600 Cold —8500 Hot	100 x 2	13.2		120/ 208-240			

NOTICE:

- 7/8" (2.2cm) corner radius "Add "-AD" to item number for "Auto Drain" and/or "-FF" to replace drip-free flange with flat flange. Refer to page 1 for full Item Numbers.
- 1-Well Drop-Ins are not offered with manual drains; all include Auto-Drain (AD) technology. 4-Well Drop-Ins are not offered in 120V options.
- Vollrath® Drop-Ins are made to order and cannot be returned. The installer must ensure cut-outs on new installations are correct, or retrofit installation dimensions match with Vollrath product dimensions. Vollrath does not guarantee that our models retrofit with competitive models (as competitive specifications can change without notice). We recommend countertop cut-outs be made after receipt of the Vollrath drop-in to ensure proper fit prior to cutting countertops.
- Do NOT modify the cord or plug. Modification may damage the drop-in or cause injury, and will void the warranty.

VOLLRATH®

The Vollrath Company, L.L.C.

1236 North 18th Street
Sheboygan, WI 53081-3201 U.S.A.
Main Tel: 800.624.2051 or 920.457.4851
Main Fax: 800.752.5620 or 920.459.6573
Customer Service: 800.628.0830
Canada Customer Service: 800.695.8560

Technical Service

techservicereps@vollrathco.com
 Induction Products: 800.825.6036
 Countertop Warming Products: 800.354.1970
 All Other Products: 800.628.0832