

Addenda

PC Non-Refrigerated Pastry Case

Structural Concepts®
DELIVERING FRESH. ALWAYS.™

- **PC3982** 41"L x 39"D x 83-1/4"H
- **PC5682** 58"L x 39"D x 83-1/4"H
- **PC7482** 76"L x 39"D x 83-1/4"H

Included

- 12" Straight blade power cord
- Angled mirror in upper display
- Clear glass swinging doors (self-closing)
- LED 3500K top & shelf lights
- Levelers
- One year parts & labor warranty
- PC3982 holds (10) 18" x 26" trays
- PC5682 holds (15) 18" x 26" trays
- PC7482 holds (20) 18" x 26" trays
- Shelving removable and adjustable on 1" centers



Specify	Standard Features	Additional Options
EXTERIOR COLOR	• Laminate (stock colors)	• Laminate (non-stock colors) • Powder coated stock color (specify RAL # or description)
INTERIOR COLOR	• Black	• White
BASE	• Straight base	• Angled base
BUMPER FRONT	• 1" Boston bumper (specify color)	• None
END PANELS	• Full end panel w/mirror interior	• Cutaway w/glass • None (specify per line-up)
HEADER	• Flat	
LOWER FRONT STORAGE	• None	• Front storage w/ lift-up door
PACKAGE LEDGE	• Recessed open storage w/o waste bin	• Recessed open storage w/ waste bin
REAR STORAGE	• Open	• Dry storage w/ sliding solid doors
REAR DOORS	• None (solid back panel)	• Reflective glass rear sliding doors
SHELVING	• Tray support lighted shelves, (trays not included)	• Wire rack shelves, lighted
MISCELLANEOUS		• Header exhaust fans • Seal between doors • Second year parts & labor warranty
ACCESSORIES		• Price tag molding (matches interior color)

Addenda

PC Non-Refrigerated Pastry Case

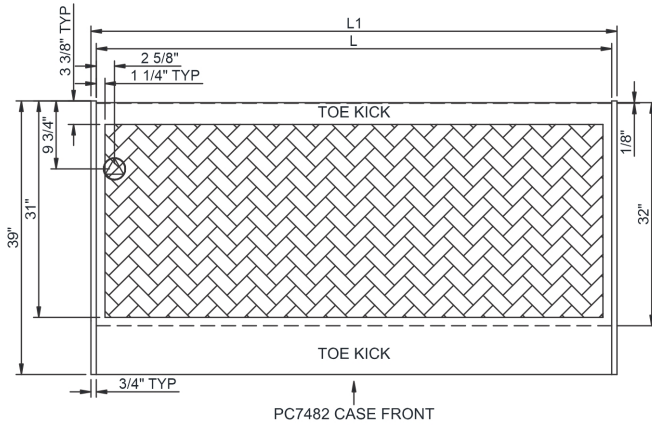
Structural Concepts®

DELIVERING FRESH. ALWAYS.™

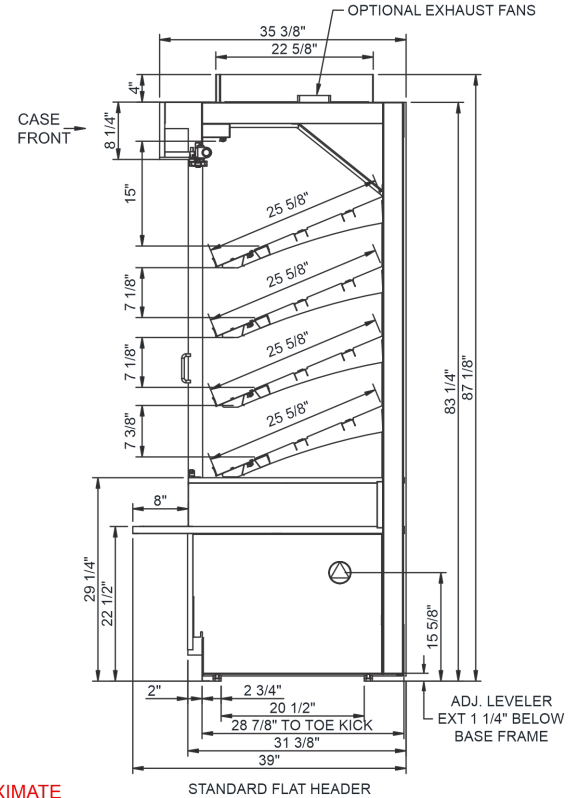
Intended Environment: Type I - Designed to operate in ambient conditions of 75°F with 55% relative humidity unless noted otherwise in system information below.

Zone	Intended Product To Be Displayed	Warmest Avg Prod Temp ° F
1	Unpackaged non-refrigerated products	Ambient


PLAN VIEW



SIDE VIEW



NOTE: ALL DIMENSIONS APPROXIMATE

 ELECTRICAL JUNCTION BOX
(SUPPLIED WITH 6" LEADS OR POWER CORD).

 LOCATION OF DRAIN TUBE FOR REMOTE REF.
ONLY (SUPPLIED WITH 3/4" OR 1 1/2" PVC TUBE).

 REFRIGERATION LINE CONNECTION.

 REMOTE FLOOR SINK & UTILITIES
ACCESS AREA.

 SELF-CONTAINED CASE SERVICE ACCESS AREA.

 DRY CASE SERVICE ACCESS AREA.

Model Technical Specifications

Model	L"	L1"	L2"	System Circuit Volts		Phs	Freq	Amps ***	Watts	Wires	NEMA Plug	SST	Conv. Rack BTUH	Para. Rack BTUH	Est Wt
PC3982	39.00	41.00	.00	Ambient/Lights (N/A)	Circuit #1	110-120	1	60	1.06	117	2+G	5-15P	N/A	N/A	700
PC5682	56.00	58.00	.00	Ambient/Lights (N/A)	Circuit #1	110-120	1	60	1.52	160	2+G	5-15P	N/A	N/A	1,050
PC7482	74.00	76.00	.00	Ambient/Lights (N/A)	Circuit #1	110-120	1	60	1.77	200	2+G	5-15P	N/A	N/A	1,250

*** Does not include electric defrost on freezer models.

Regulatory Approvals:

All Models ETL Listed to UL 65
ETL Sanitation to NSF/ANSI 2



DOE 2017
Energy Efficiency
Compliant

Important Notes:

- 1) ELECTRICAL NOTE: If GFCI is required, a GFCI breaker MUST be used in lieu of a GFCI receptacle.
- 2) 40" minimum door entry clearance required (without shipping skid).
- 3) Units are supplied with levelers which must be adjusted during installation to ensure the unit is level and plumb.
- 4) Dimensions reflect levelers extended 1-1/4".

⚠ WARNING: This product can expose you to chemicals, including Urethane (Ethyl Carbamate), which are known to the State of California to cause cancer and birth defects or other reproductive harm. For more information go to www.P65Warnings.ca.gov.