



# BEVERAGE-AIR®

Project: _____	AIA# _____
Item: _____	
Location: _____	SIS# _____
Approved: _____	

## CHEF BASE REFRIGERATOR

### WTRCS84HC Four Drawer Chef Base Hydrocarbon Series

**MODEL:**  
**WTRCS84HC**

WTRCS84HC CHEF BASE REFRIGERATOR



**7 Year Parts/Labor Warranty**  
**7 Year Compressor Warranty**

#### CABINET CONSTRUCTION

- Stainless steel front, sides, drawers and grille (galvanized back & bottom)
- Interior liner is made of corrosion resistant aluminum
- Top has full marine edge to prevent spills from dripping over sides
- Full electronic control
- Top weight capacity 1500 lbs
- One-piece, snap-in magnetic drawer gasket
- 12-Gauge stainless steel drawer slides with Delrin® rollers rated at 275 lbs
- Lifetime warranty on all drawers and slides
- Heavy duty, fire-proof, insulated 16 gauge top
- No heat shield required (must adhere to proper clearance per owners manual)
- Accommodates 6" deep full size food service pans (not included)
- Self-closing drawer feature
- Compressor available on left or right, specify at time of unit order
- 3" Casters, 2 with brakes standard

#### OPTIONS & ACCESSORIES

- Stainless steel back
- Stainless steel interior
- Additional pan supports
- 6" Adjustable legs, 6" seismic legs
- 6" Casters
- Gasket guards
- Flat top overhang  
(up to 6" overhang on each side)
- Remote option\*  
(refrigerant must be specified at time of order, see note on back on page)

#### REFRIGERATION SYSTEM

- Uses environmentally friendly, energy efficient R290 refrigerant, and meets all regulatory requirements for CARB, SNAP, DOE & more
- Adaptive defrost
- Non-electric defrost with hot gas condensate evaporation
- Refrigerator capable of maintaining product temperature 36°F to 38°F



3779 Champion Blvd., Winston-Salem, NC 27105  
1-888-845-9800 Fax: 1-336-245-6453  
Beverage-Air.com Sales@bevair.com

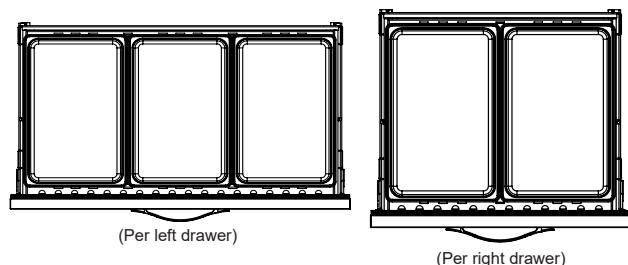


# BEVERAGE-AIR®

MODEL	WTRCS84HC
<b>EXTERNAL DIMENSIONAL DATA</b>	
Width Overall (in)	84"
Depth Overall (with handle & bumper) (in)	34 <sup>3</sup> / <sub>4</sub> "
Height Overall (with casters) (in)	24 <sup>3</sup> / <sub>8</sub> "
No. of Drawers / Pans	4 / 10 Full size
Depth with Drawers Extended (in)	57 <sup>3</sup> / <sub>4</sub> "
Drawer Openings (in)	(L) 40 <sup>3</sup> / <sub>8</sub> " x 6 <sup>1</sup> / <sub>2</sub> " (R) 27 <sup>3</sup> / <sub>8</sub> " x 6 <sup>1</sup> / <sub>2</sub> "
<b>INTERNAL DIMENSIONAL DATA</b>	
NET Capacity (cubic ft.)	14.84
Internal Width Overall (in)	70"
Internal Depth Overall (in)	22 <sup>3</sup> / <sub>8</sub> "
Internal Height Overall (in)	16 <sup>3</sup> / <sub>8</sub> "
<b>ELECTRICAL DATA</b>	
Full Load Amperes	4.3
Voltage	115/60/1
Nema Plug (8' cord)	5-15P
<b>REFRIGERATION DATA</b>	
Horsepower	1/3
Capacity (BTU/Hr)	2292
Heat Rejection (BTU/Hr)	3438
Charge (lbs/grams/ounces)	0.287 / 130 / 4.59
<b>WEIGHT DATA</b>	
Gross Weight - Crated	650 lbs
Height - Crated	27"
Width - Crated	89"
Depth - Crated	38"

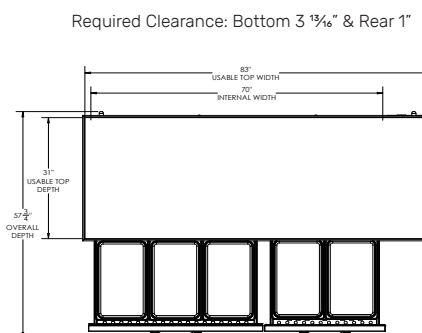
\*NOTE: Remote units are field wired and come with 6" legs.  
Refrigerant must be specified at time of order.

We reserve the right to change specifications and product design without notice.  
Such revisions do not entitle the buyer to corresponding changes, improvements,  
additions or replacements for previously purchased equipment. Dimensional  
tolerances +/- 1/4". Metric dimensions (MM).

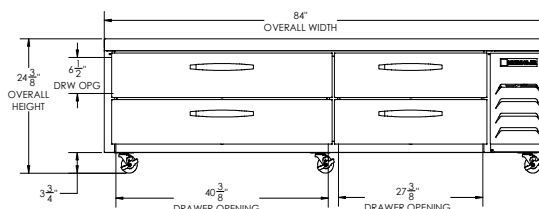


## Chef Base Refrigerator Model: WTRCS84HC

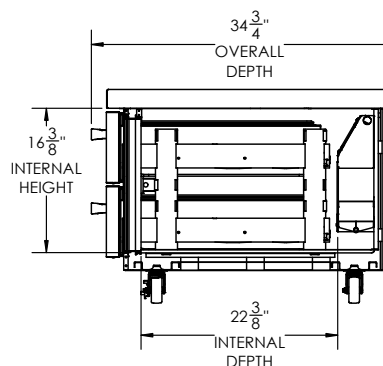
### Model Views



### PLAN VIEW



### ELEVATION VIEW



### SIDE VIEW

### ELECTRICAL CONNECTION



115/60/1  
NEMA 5-15P

Unit pre-wired at factory  
and include 8' long cord  
and plug set.

