


Project: _____	AIA# _____
Item #: _____ Qty: _____	SIS# _____
Model #: _____	

## Corner Inside L Shape Drainboards

<b>CILB</b>	CILB, CILB-LN
-------------	---------------



CILB

### Standard Features

- All stainless steel
- Designed to mount between two adjacent pieces of Glastender underbar equipment (unless optional legs are used, see configurable options)
- Drain pan with separate perforated insert for better air circulation
- 1/4" radius work surface corners for easy cleaning

### Configurable Options

- Leg set for one side mounting
- Leg set for freestanding

### Specifications

#### Drain

- 1/2" welded tailpiece drain

#### Materials

- 20 gauge stainless steel parts include: all components unless otherwise noted
- 14 gauge stainless steel parts include: front rail

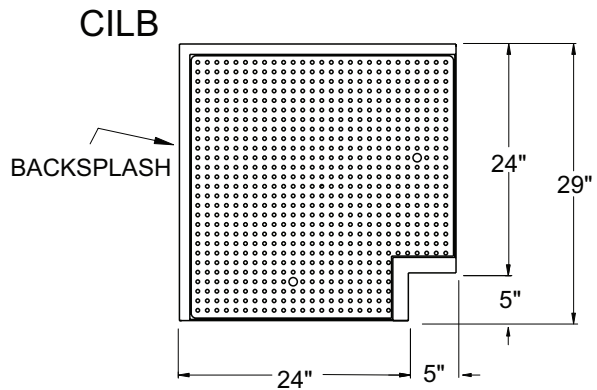
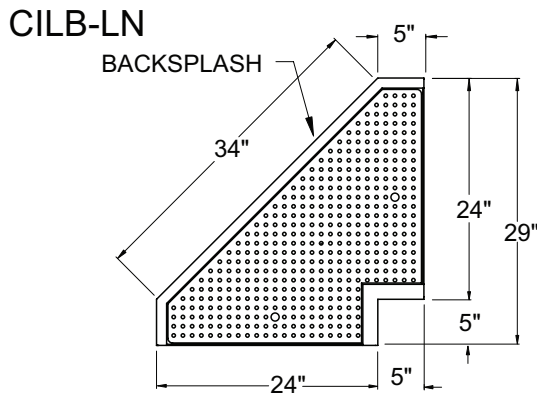


**Intertek**

4004503

Conforms to ANS/NSF STD 2

### Drawing Information



To view underbar installation instructions: <https://www.glastender.com/support/documents/manuals/underbar-installation-instructions>  
 Cleaning & care instructions: <https://www.glastender.com/support/documents/manuals/general-cleaning-and-care-instructions-for-stainless-steel>

<b>Glastender, Inc.</b> • 5400 N Michigan Rd • Saginaw, MI • 48604-9780 989.752.4275 • 800.748.0423 • Fax 989.752.4444 <a href="http://www.glastender.com">www.glastender.com</a>	Approval/Notes:
Specifications subject to change without notice. For current specifications please visit our website.	