



## Camshelving® Elements XTRA Series

### Stationary Starter & Add-On Units 4 Solid or 4 Vented and Solid Shelves (3 Vented + 1 Solid)

HEIGHT	DEPTHS	LENGTHS	
1	3	8	
72"	18"	24"	48"
	21"	30"	54"
	24"	36"	60"
		42"	72"

- **Starter Units include:**  
2 factory assembled post kits, 8 or 10 shelf traverses, traverse dovetails and shelf plates.
- **Add-On Units include:**  
1 factory assembled post kit, 8 or 10 shelf traverses, traverse dovetails and shelf plates.

All units ship complete in 1 box.



#### Features & Benefits

- Designed to easily support the performance demands of a busy foodservice operation with medium to heavy storage needs.
- Use in walk-in coolers, freezers, dry storage, warewashing areas, loading docks or front of the house. Withstands storage temperatures -36° to 190°F (-38° to 88°C). Impervious to moisture, chemicals, salt, food acids and humidity.
- Posts and traverses are made of a revolutionary, extremely strong composite material with a smooth, easy to clean surface. Stronger than common wire shelving and lighter in weight than Camshelving Premium Series. Traverse dovetails are separate from the posts and attach easily to secure the shelf traverses.
- Smooth polypropylene shelf plates contain Camguard, an antimicrobial technology that inhibits the growth of mold, fungus and bacteria that may cause odors, stains and product degradation.
- Shelving Units interconnect in straight lines with shared posts. Uniquely engineered Post Connectors offer exceptional cross stabilization. Weight bearing is uncompromised and space is maximized. No add-on clips or "S" hooks required.
- Easily install heavy-duty Corner Connectors (front and back clasp design) to add shelves in corners or to install middle shelves between 2 units without any loss of weight bearing. Maximizes usable, easy access storage space.
- Posts and traverses wipe clean. Traverses and shelf plates remove easily for cleaning.
- Shelf traverses can be removed and adjusted at 4" (10,2 cm) increments.
- Sturdy reinforced nylon foot adjusts easily to level units.
- Requires some assembly with minimal parts. Use a rubber mallet only.
- Lifetime warranty against rust and corrosion (posts, traverses and shelf plates).
- Available in 1 color – Speckled Gray (480).

Project \_\_\_\_\_

Item No. \_\_\_\_\_

Model No. \_\_\_\_\_

Quantity \_\_\_\_\_



Stationary Starter Unit



Stationary Add-On Unit

## WEIGHT BEARING CAPACITY

Weight must be evenly distributed across the entire shelf.

SINGLE UNIT		UNIT LENGTH 24" – 60"	UNIT LENGTH 72"
	Unit only	2400 lbs.	2400 lbs.
	Shelf only	800	600
	Unit with dunnage stand*	2800	2700
	Bottom shelf with dunnage stand*	1200	900

CORNER UNIT With 2 Dunnage Stands required		UNIT LENGTH 24" – 60"	
	Unit only	2400	—
	Shelf only	800	—
	Bottom shelf with dunnage stands*	1200	—

INTERMEDIATE SHELVES Shelves Installed Between 2 Units		UNIT LENGTH 24" – 60"	
	Unit only	2400	—
	Shelf only	800	—
	Bottom shelf with dunnage stands*	1200	—

\*Dunnage Stands add stability and increase weight bearing capacity on bottom shelf only. Add to any shelf length. Highly recommended for Starter Units 54" (1375 mm) and longer, all Corner Units, U-Shape Units and units specified for heavier loads.

#### Approvals



Post Connectors, Corner Connectors, Floor Fastener, Wall Fastener, Identification Tags, Shelf Rails, Single Shelf Security Cage, Peg Board and Shelf Divider Bars are not NSF listed.



www.cambro.com

Information and specifications are subject to change without notice. Please confirm at time of order.

Telephone: (714) 848-1555 Toll Free: (800) 854-7631 Customer Service: (800) 833-3003

© Cambro Manufacturing Company Huntington Beach, California 92647

Printed in U.S.A. 09/23

# Camshelving® Elements XTRA Series

**Stationary Starter & Add-On Units**  
**4 Solid or 4 Vented and Solid Shelves**  
(3 Vented + 1 Solid)

Project \_\_\_\_\_

Item No. \_\_\_\_\_

Model No. \_\_\_\_\_

Quantity \_\_\_\_\_

## S4

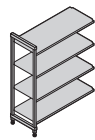
### 4-Shelf Solid Units

**72"**  
HEIGHT

**Starter**



**Add-On**



**18"**  
DEPTH

LENGTH	CODE
24"	EXU182472S4
30"	EXU183072S4
36"	EXU183672S4
42"	EXU184272S4
48"	EXU184872S4
54"	EXU185472S4
60"	EXU186072S4
72"	EXU187272S4

LENGTH	CODE
22"	EXA182472S4
28"	EXA183072S4
34"	EXA183672S4
40"	EXA184272S4
46"	EXA184872S4
52"	EXA185472S4
58"	EXA186072S4
70"	EXA187272S4

**21"**  
DEPTH

24"	EXU212472S4
30"	EXU213072S4
36"	EXU213672S4
42"	EXU214272S4
48"	EXU214872S4
54"	EXU215472S4
60"	EXU216072S4
72"	EXU217272S4

22"	EXA212472S4
28"	EXA213072S4
34"	EXA213672S4
40"	EXA214272S4
46"	EXA214872S4
52"	EXA215472S4
58"	EXA216072S4
70"	EXA217272S4

**24"**  
DEPTH

24"	EXU242472S4
30"	EXU243072S4
36"	EXU243672S4
42"	EXU244272S4
48"	EXU244872S4
54"	EXU245472S4
60"	EXU246072S4
72"	EXU247272S4

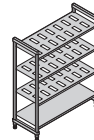
22"	EXA242472S4
28"	EXA243072S4
34"	EXA243672S4
40"	EXA244272S4
46"	EXA244872S4
52"	EXA245472S4
58"	EXA246072S4
70"	EXA247272S4

Color: Speckled Gray (480).

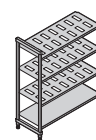
## VS4

### 4-Shelf Units (3 Vented + 1 Solid)

**Starter**



**Add-On**



LENGTH	CODE
24"	EXU182472VS4
30"	EXU183072VS4
36"	EXU183672VS4
42"	EXU184272VS4
48"	EXU184872VS4
54"	EXU185472VS4
60"	EXU186072VS4
72"	EXU187272VS4

LENGTH	CODE
22"	EXA182472VS4
28"	EXA183072VS4
34"	EXA183672VS4
40"	EXA184272VS4
46"	EXA184872VS4
52"	EXA185472VS4
58"	EXA186072VS4
70"	EXA187272VS4

24"	EXU212472VS4
30"	EXU213072VS4
36"	EXU213672VS4
42"	EXU214272VS4
48"	EXU214872VS4
54"	EXU215472VS4
60"	EXU216072VS4
72"	EXU217272VS4

22"	EXA212472VS4
28"	EXA213072VS4
34"	EXA213672VS4
40"	EXA214272VS4
46"	EXA214872VS4
52"	EXA215472VS4
58"	EXA216072VS4
70"	EXA217272VS4

24"	EXU242472VS4
30"	EXU243072VS4
36"	EXU243672VS4
42"	EXU244272VS4
48"	EXU244872VS4
54"	EXU245472VS4
60"	EXU246072VS4
72"	EXU247272VS4

22"	EXA242472VS4
28"	EXA243072VS4
34"	EXA243672VS4
40"	EXA244272VS4
46"	EXA244872VS4
52"	EXA245472VS4
58"	EXA246072VS4
70"	EXA247272VS4

## Optional Accessories

- ☐ Corner Connector Sets
- ☐ Bottom Shelf Dunnage Stands (Low or Tall)
- ☐ Shelf Identification Tags
- ☐ Wall Fastener
- ☐ Floor Fastener
- ☐ Shelf Divider Panel
- ☐ Shelf Divider Bars (Straight or Angled)
- ☐ Single Shelf Sheet Pan Rack
- ☐ Single Shelf Security Cage
- ☐ Shelf Traverses (Single or Double)
- ☐ Drying and Storage Cradles
- ☐ Shelf Rails
- ☐ Universal Storage Rack
- ☐ Single and Add-on Can Racks

## Architect Specs

Posts and Traverses: Proprietary non-corrosive composite material.  
Post Connectors: Reinforced polypropylene.  
Shelf Plates: Reinforced polypropylene with Camguard® antimicrobial.  
Corner Connectors: Reinforced nylon.  
Adjustable Foot: Reinforced nylon.  
Traverse Dovetails: Reinforced nylon.  
Post Connector Collar Wedge: Reinforced nylon.

## Approvals



COMPONENT

Post Connectors, Corner Connectors, Floor Fastener, Wall Fastener, Identification Tags, Shelf Rails, Single Shelf Security Cage, Peg Board and Shelf Divider Bars are not NSF listed.

# CAMBRO®

www.cambro.com

Information and specifications are subject to change without notice. Please confirm at time of order.

Telephone: (714) 848-1555 Toll Free: (800) 854-7631 Customer Service: (800) 833-3003

© Cambro Manufacturing Company Huntington Beach, California 92647

Printed in U.S.A. 09/23

EXCS4

D082307