

Convection Ovens

GAS CONVECTION OVEN

GAS CONVECTION DOUBLE OVEN



Asber Convection Oven is a great choice for multi-rack cooking, roasting and baking needs.

We offer **all non-ferrous stainless-steel construction** including front, top, sides and control panel; designed to last and perform in the most demanding kitchens.

Full interior porcelain finish with interior lights. Units comes with 5 racks / 12 positions on the single oven and 10 racks / 24 positions for the double oven. Units can accommodate 18" X 26" full size sheet pans.

We utilize one stainless steel door and one double pane glass door (50/50), chain driven to simultaneously open doors up to 135° for easy loading and unloading your products.

Oversized durable Stainless-Steel door handle.

60 minute timer with buzzer to alert you the time has ended.

Removable control panel for easy maintenance.

Powerful high-capacity, **32,500 BTU** "Type U" burner, controlled by snap action thermostat from 250 °F to 550 °F.

Electronic ignition.

Air deflectors strategically placed around the blower for efficient air distribution through out the cavity to achieve maximum heat distribution and energy efficiency.

Two speed fan, 1725 R.P.M. (high) and 1140 R.P.M. (low).

Single oven comes with 25" black legs or 25" black legs with castors (CAS), wich must be chosen on order.

Double oven comes standard with stacking kit and 5" castors.

For convenience of operators, our Asber ovens come standard with gas conversion kit (NG/LPG).

All units are ETL certified under ANSI Z83.11-CSA 1.8 standard.

OPTIONS AND ACCESSORIES

Extra oven racks.



AECO-1
BLACK 25" CAS LEGS.



AECO-2

MODEL	SHELVES	TOTAL BTU	VOLTS - FREQUENCY	POWER (HP)	AMPS	DIMENSIONS (in)			SHIPPING	
						Width	Depth	Height	Lbs.	ft³
GAS CONVECTION OVEN										
AECO-1	5	65.000	115V. - I+N - 60Hz.	1/2	5.6	38-1/4	40-3/8	63-3/4	551	49.4
GAS CONVECTION DOUBLE OVEN										
AECO-2	10	130.000	115V. - I+N - 60Hz.	1/2 (2)	5.6 (2)	38-1/4	40-3/8	74-7/8	1102	95.3

SPECIFICATIONS ARE SUBJECT TO CHANGE WITHOUT PRIOR NOTICE. | SPECIFICATIONS VALID ONLY FOR CONTINENTAL USA & CANADA.

Convection Ovens

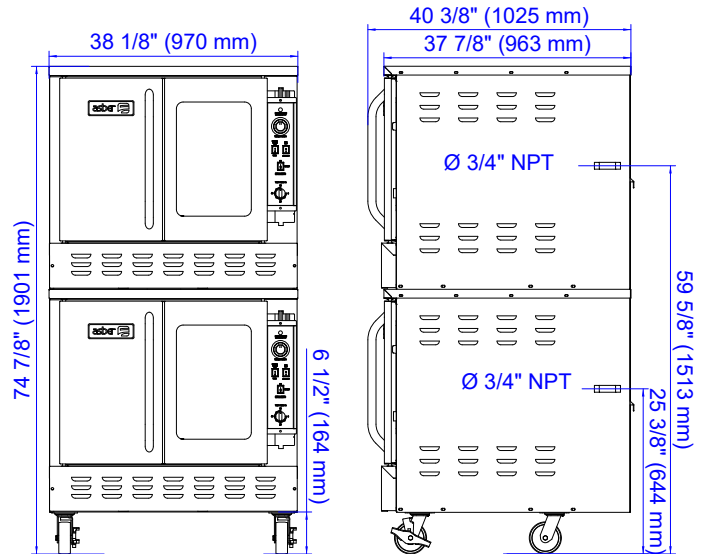
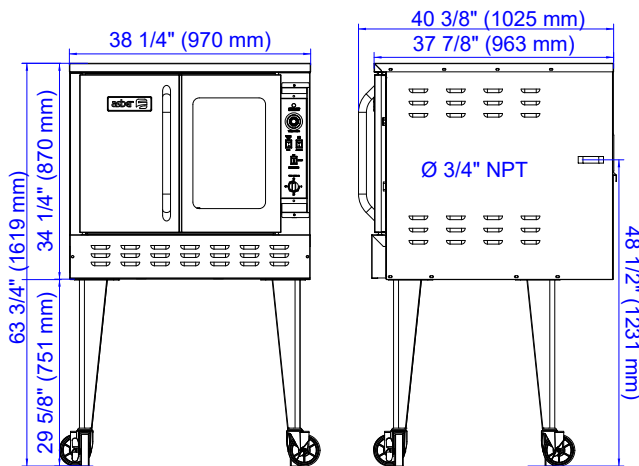
GAS CONVECTION OVEN

GAS CONVECTION DOUBLE OVEN

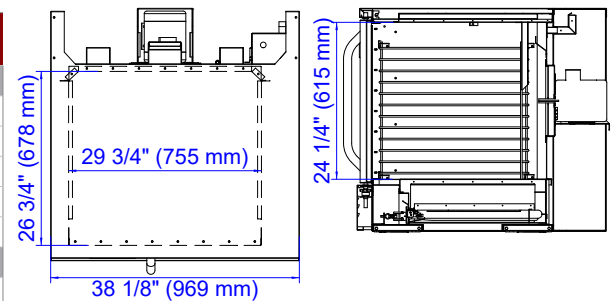


AECO-1

AECO-2



COMMON INTERIOR



MODEL		AECO-1	AECO-2
GAS CONNECTION			
Gas Type	Natural Gas (NG) / Propane Gas (LPG)		
Gas Pressure	4.0" W.C. / 10.0" W.C.		
Gas Line	3/4		
Pressure Regulator	Included		
Power (BTU)	65.000	130.000	
ELECTRICAL DATA			
Voltage/Frequency	115V. - I+N - 60Hz.		
Plug Type	Nema 5-15P	NEMA 5-15P (2)	
Chord Length (ft)	8.0	8.0 (2)	
Power (HP)	1/2	1/2 (2)	
Amps.	5.6	5.6 (2)	
INTERIOR DIMENSIONS (IN)			
Width	29-3/4	24-1/4 (2)	
Depth	26-3/4	24-1/4 (2)	
Height	24-1/4	24-1/4 (2)	
Shelves (Width x Depth)	27-1/2 x 21-1/4		
SHIPPING DIMENSIONS (IN)			
Width	40-1/2	40-1/2 (2)	
Depth	44-7/8	44-7/8 (2)	
Height	46-1/8	46-1/8 + 40-1/2	

INSTALLATION REQUIREMENTS

- 1. GAS CONNECTION:** gas line must be 3/4" or larger, same if flexible connectors are used.
- 2. VENTILATION:** an adequate ventilation system is required for commercial cooking equipment. Request more info @ National-Fire Protection Association, www.NFPA.org.
- 3. CLERANCE:** 3" on the sides and the back for combustible; 0" for non-combustible buildings.
- 4. DISCLAIMER:** Asber assumes no liability for parts or labor coverage for component failure, factory defect or any other damages for units installed in non-commercial foodservice or residential applications.

SPECIFICATIONS ARE SUBJECT TO CHANGE WITHOUT PRIOR NOTICE. | SPECIFICATIONS VALID ONLY FOR CONTINENTAL USA & CANADA.