

# Portable Beverage Bars

## Wilson Series - Stainless Steel

Models 76110, 76111, 76112

### Stainless Steel Exterior For A Chic Presentation



Model 76111

#### Construction

- All-welded stainless steel with choice of decorative face plate

#### Features

- Built-in 50 lb. ice bin with drain
- Removable stainless steel speed rails
- Reinforced stainless steel top
- Spacious interior storage area
- Stainless steel construction provides years of service life
- Recessed hidden casters
- Stainless steel channel dolly base provides superior structural support

#### Casters

- All-swivel 5" non-marking, 2 each with brake

### Specifications

Unit shall be constructed of welded stainless steel for easy cleaning and sanitation. The exterior sides shall be double-wall stainless steel with decorative acrylic stand-off front face plate. The top shall be constructed of 16-gauge stainless steel with  $\frac{3}{4}$ " thick plywood reinforcement. Stainless steel interior shall have a generous stainless steel work shelf with one each 50 lb. (23 kg.) capacity ice bin with drain. Interior shall have stainless steel compartments for storage of beverages and supplies. Unit shall have two removable, 7-bottle speed rails constructed of stainless steel. Unit shall have four each non-marking 5" (127 mm) casters - all swivel, 2 each with brake. Casters shall be mounted to a 15-gauge stainless steel channel formed dolly frame. Exterior base shall feature stainless steel skirting on three sides to conceal casters.

Spec. #

AIA #

Lakeside Manufacturing, Inc.

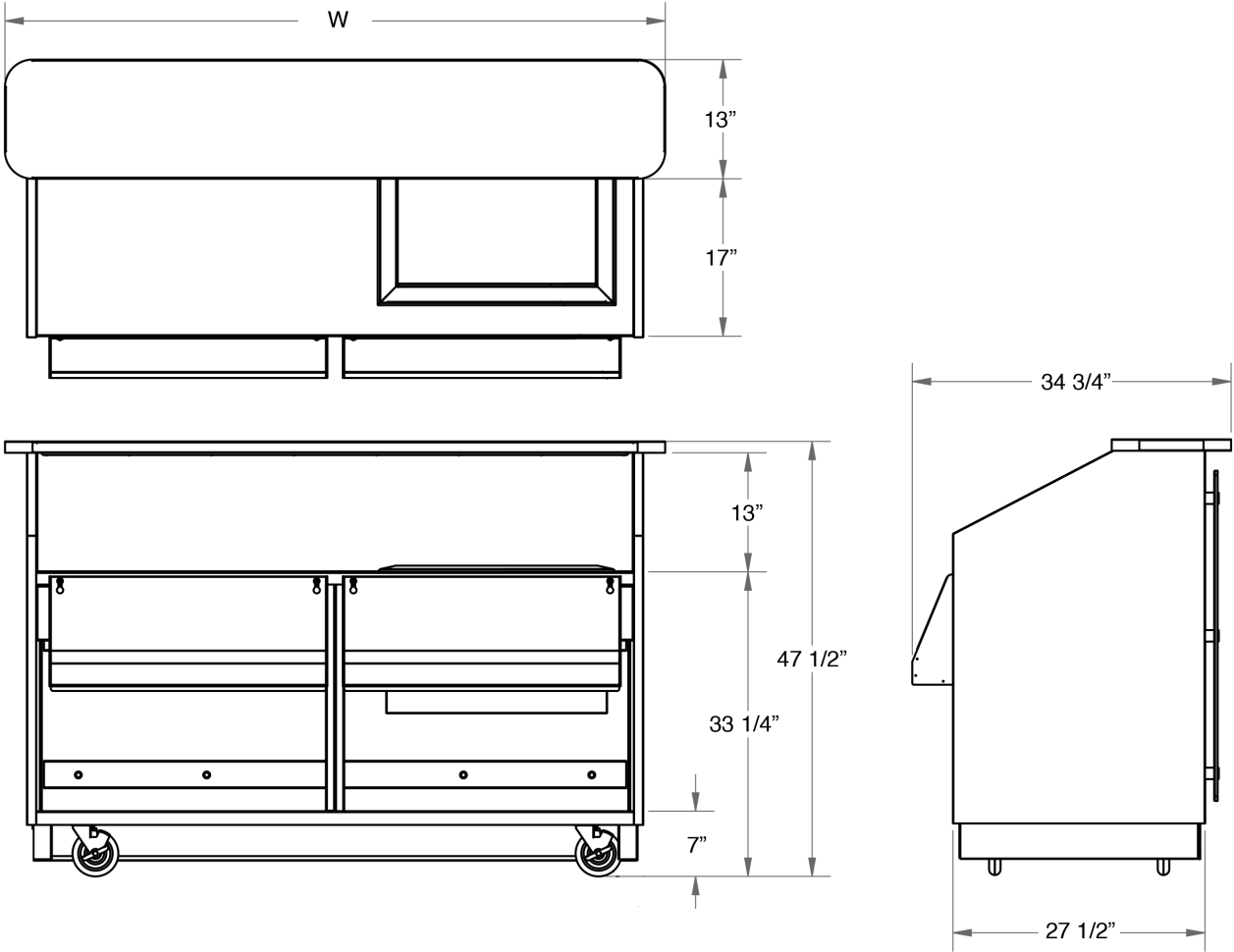
4900 West Electric Avenue • West Milwaukee, WI 53219 U.S.A.

800-558-8565 • 414-902-6400 • Fax 414-902-6446 • info@elakeside.com • www.elakeside.com/foodservice

Models  
76110  
76111  
76112

# Portable Beverage Bars

## Wilson Series - Stainless Steel



### Model Information

Model	Overall Size			Unit Wt. Lbs. (Kg)	Case Wt. Lbs. (Kg)
	W	D	H		
76110	60" (1524)	34 <sup>3</sup> / <sub>4</sub> " 883	47 <sup>1</sup> / <sub>2</sub> " 1207	491 (223)	526 (239)
76111	72" (1829)	34 <sup>3</sup> / <sub>4</sub> " 883	47 <sup>1</sup> / <sub>2</sub> " 1207	540 (245)	575 (261)
76112	96" (2438)	34 <sup>3</sup> / <sub>4</sub> " 883	47 <sup>1</sup> / <sub>2</sub> " 1207	655 (297)	700 (318)

Dimensions in ( ) denote metric millimeters, unless otherwise noted.

### Available Top Shapes




### Optional Accessories

Custom faceplate pattern:


---

### Available Face Plate Patterns




Hem Powell

Beargrass



Bamboo

Drift Blue



Haiku

Wander Maize

Custom Faceplate Patterns Available.



Lakeside Manufacturing, Inc.  
4900 West Electric Avenue • West Milwaukee, WI 53219 U.S.A.  
800-558-8565 • 414-902-6400 • Fax 414-902-6446  
info@elakeside.com • www.elakeside.com/foodservice