



Project \_\_\_\_\_  
AIA # \_\_\_\_\_ SIS # \_\_\_\_\_  
Item # \_\_\_\_\_ Quantity \_\_\_\_\_ C.S.I. Section 114000

## R Series

58" Wide, 32" Deep Reach-In Refrigerator  
Sliding Glass Door, Self-Contained



Models listed to the applicable UL, CSA and NSF standards by an approved NRTL. Consult the factory or unit data plate for additional information.

## AVAILABLE CONFIGURATIONS

### R-Series Models

RHT232WUT-FSL  
RHT232WUT-HSL

### Door(s)

Full Height Sliding Glass  
Half Height Sliding Glass

## STANDARD PRODUCT FEATURES

- Traulsen's Smart Control™ with LED Display
- Stainless Steel Exterior & Interior
- Balanced, Self-Contained Refrigeration System Using R-290
- Rear Biased Return Air Duct
- Full or Half-Height Sliding Glass Doors
- Anti-Condensate Door Perimeter Heater
- Self-Closing, Sliding Glass Doors with Stay Open Feature
- Stainless Steel Vertical Door Handles
- LED Lights with Exterior ON/OFF Switch
- Three Adjustable, Coated Wire Shelves Per Section, Supported on Pilasters (factory-installed)
- Automatic Non-Electric Condensate Evaporator
- Thermostatic Expansion Valve Metering Device
- Stainless Steel One-Piece Louver Assembly
- EZ-Clean™ Gaskets
- 9' Cord & Plug Attached
- Set of (4) 6" High Adjustable Stainless Steel Legs

## ACCESSORIES & OPTIONS

- SmartConnect™ Monitoring App with Wi-Fi Connectivity
- Stainless Steel Finished Back with Rear Louvers
- #1 Type Trayslides to Accommodate either (1) 18" x 26" or (2) 14" x 18" Sheet Pans, Per Pair
- #4 Type Trayslides to Accommodate (1) 18" x 26" Sheet Pan, Per Pair, 1/2 Section
- Universal Type Trayslides to Accommodate Either (1) 18" x 26" or (2) 14" x 18" Sheet Pans, or (2) 12" x 20" Steam Table Pans
- Additional Coated Wire Shelves or Optional Stainless Steel Shelves
- Optional 208-230/115/60/1, 208-230/60/1, or Export 220/50/1 Voltage
- Kool Klad™ Exterior Laminate Decor
- Set of (4) 4 1/8" or 6" High Casters in Lieu of Legs
- Other Support Options: 4 1/2" High Base or 6" High Kickplate (with standard legs)
- Sliding Glass Door Locks



ENERGY STAR® Listed Commercial Refrigerator  
For full listing visit [energystar.gov](http://energystar.gov)

Approved by \_\_\_\_\_ Date \_\_\_\_\_ Approved by \_\_\_\_\_ Date \_\_\_\_\_

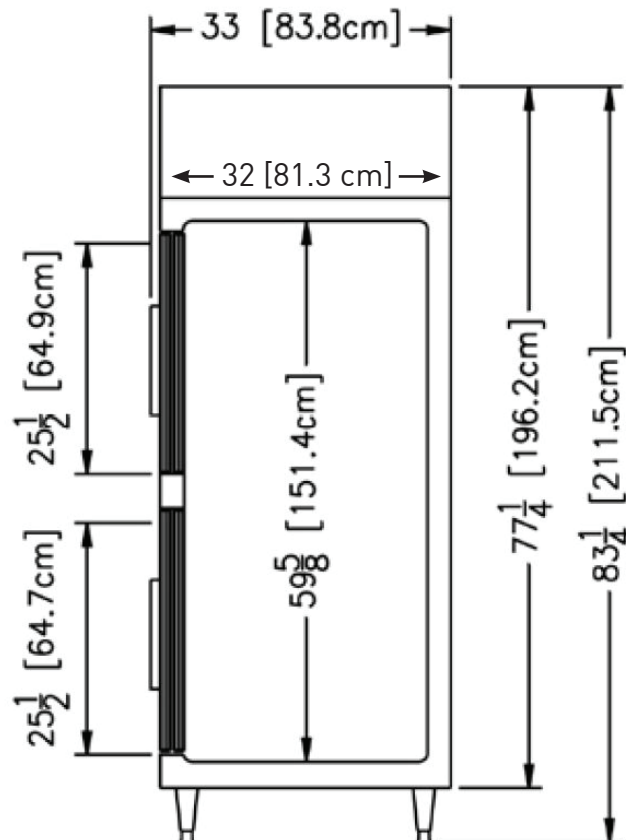
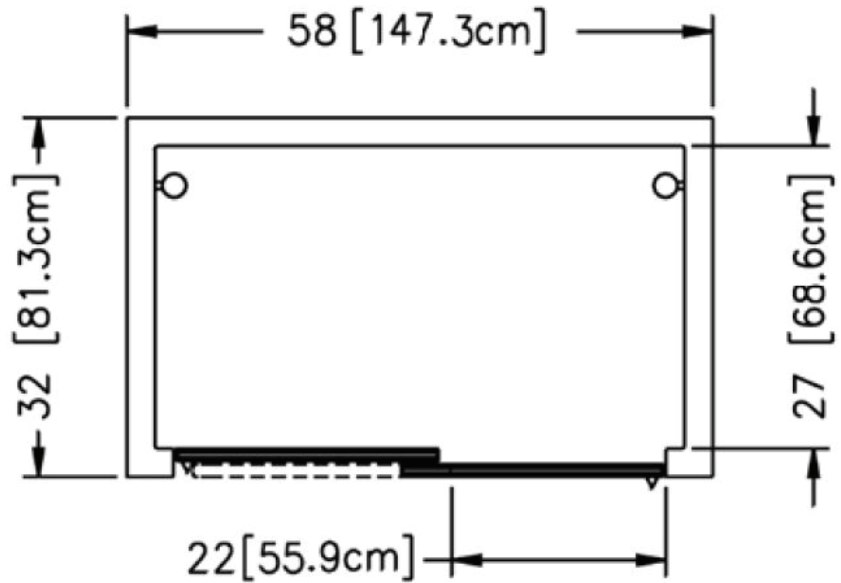
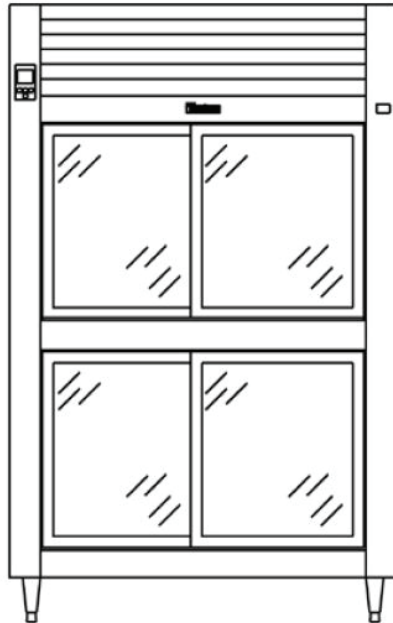


## R Series

58" Wide, 32" Deep Reach-In Refrigerator  
Sliding Glass Door, Self-Contained

### MODELS:

RHT232WUT-HSL, RHT232WUT-FSL



> CAD and/or Revit Files Available

<https://traulsen.kclcad.com/>



## R Series

58" Wide, 32" Deep Reach-In Refrigerator  
Sliding Glass Door, Self-Contained

### MODELS:

RHT232WUT-HSL, RHT232WUT-FSL

MODELS	RHT232WUT-SL
<b>DIMENSIONAL DATA</b>	
Net capacity cu. ft.	49 (1387.5 cu l)
Length - overall in.	58" (147.3 cm)
Depth - overall in.	33" (83.8 cm)
Depth - over body in.	32" (81.3 cm)
Clear door width in.	22" (55.9 cm)
Clear half-door height in.	25 1/2" (64.7 cm)
Clear full-door height in.	57 3/4" (146.7 cm)
Height - overall on 6" legs <sup>2</sup>	83 1/4" (211.5 cm)
No. Standard Shelves	6
Shelf area sq. ft. <sup>3</sup>	27.8 (2.6 sq. m)
<b>ELECTRICAL DATA</b>	
Voltage   Plug	115/60/1   NEMA 5-15P
Full Load Amperes   kWh/24HR <sup>4</sup>	7.6   4.08 FHG, 4.04 HHG
<b>REFRIGERATION DATA</b>	
Refrigerant	R-290
Refrigerant Charge Amount oz.	4.8 (136.1 g)
BTU/HR   H.P. <sup>1</sup>	2875   1/2
<b>SHIPPING DATA</b>	
Length - Crated in.	62" (157.5 cm)
Width - Crated in.	42" (106.7 cm)
Height - Crated in.	85" (215.9 cm)
Volume - Crated cu. ft.	128.09 (3627.1 cu l)
Weight - Crated lbs.	700 (317.5 kg)

**NOTES:** Figures in parentheses reflect metric equivalents.

1. Based on a 90°F ambient and 20°F evaporator.
2. 12" Top clearance preferred for optimum performance & service access.
3. Area of standard shelf compliment only, does not include storage area of additional shelves or available on cabinet bottom.
4. kWh/24HR = Kilowatt usage per 24 hours.

### EQUIPMENT SPECIFICATIONS

#### CONSTRUCTION, HARDWARE, INSULATION

The cabinet interior, exterior front, one piece sides & louver assembly are made from heavy-gauge stainless steel. The exterior top & bottom are made from heavy-gauge galvanized steel. Included is a set of four adjustable 6" stainless steel legs.

Tempered sliding glass doors are self-closing, with a stay open feature in the fully opened position, & are easily removable for cleaning. An external switch is included to activate interior LED lighting. The unit has seamless, polished metal corners. The cabinet is insulated with high density, non-CFC, foamed in place polyurethane. Anti-condensate heaters are located behind each door opening.

#### SELF-CONTAINED REFRIGERATION SYSTEM

The unit uses a top-mounted, balanced system located behind the one piece louver assembly. The R-290 refrigerant is environmentally friendly & low GWP. It features a thermostatic expansion valve, air-cooled hermetic compressor, plenum effect blower coil, large, high humidity evaporator coil outside the food zone & a top-mounted non-electric condensate evaporator.

The biased return air duct protects against warm kitchen air, promoting consistent temperatures & efficient operation. Operating temperatures are 34-38°F. A 9' cord and plug are provided.

#### CONTROL

Traulsen's Smart Control™ features advanced control algorithms & sophisticated diagnostic capabilities to optimize performance. Utilizing smart sensors, it adapts the operation of the refrigeration system to a variety of environments & usage patterns. The Smart Control™ also offers a complete set of visual alarms designed to alert the user to critical events such as power outages or a prolonged door opening. In the event of an alarm, a dedicated Alarm LED will illuminate, informing the user of the critical event and duration.

#### INTERIOR

The interior includes three factory installed pin-mounted, full-width coated wire shelves per section with no large gaps. Each shelf can support up to 225 lbs. Factory installed optional trayslides may be purchased in combination with, or in lieu of these.

#### WARRANTY

Both a six year parts & labor warranty and a seven year compressor warranty (self-contained models only) are provided standard.

When ordering please specify: Voltage, Hinging, and Options

Equipped with one NEMA 5-15P Plug



CONTINUED PRODUCT DEVELOPMENT MAY NECESSITATE SPECIFICATION CHANGES WITHOUT NOTICE.