



Project _____
 Item # _____
 Quantity _____

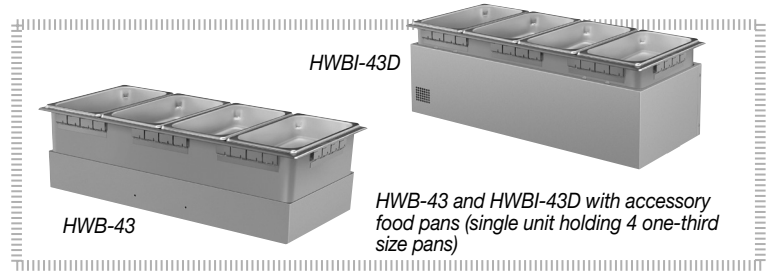
Drop-In 4/3-Size Heated Wells

Models: HWBL-43, -43D, -43DA
 HWBLI-43, 43D
 HWB-43, 43D, 43DA
 HWBI-43, -43D
 HWBH-43, -43D, -43DA
 HWBHI-43, -43D

Convenient 4/3-Sized Wells hold heated foods at safe serving temperatures. Like the full-size models, Hatco units offer a larger drain, more consistent holding temperatures, heavier stainless steel construction, easier-to-service design for quick change of components, and a remote thermostat with separate power switch.

Standard features

- Rectangular 4/3-Size Wells, uninsulated or insulated
- Controls feature a separate lighted ON/OFF rocker switch and temperature dial, allowing preset temperatures to be maintained
- Low (120V only), Standard and High Watt
- Available with or without a drain (easy to clean with larger drain and flat screen)
- Easy access design allows for quick element or thermostat change




Options

- (available at time of purchase only)
- Additional High Temp Power Supply Lead Wire available in one foot (305 mm) increments (Lead wire only – the lead wire extensions beyond the standard 3' conduit whip) *Models are shipped standard with 1' [305 mm] of lead wire extensions*
 - Flexible Conduit between the control and the Rectangular Heated Well
 - Standard Flexible Conduit, 36" (914 mm)
 - Flexible Conduit, 72" (1829 mm)
 - Control Box (Options not available for Auto-fill):
 - Standard (Compact) Thermostat with 6' (1829 mm) Capillary
 - ITC Control with Large Control (Not available for low watt, auto-fill configurations or units without a drain)
 - Larger Recessed Thermostatic Control (Standard for 220/240V and not available for auto-fill configurations)
 - WM Control Assembly Replacement (Not available for export models or auto-fill)
 - Control Box Bezel in *Designer* Colors (Nonstandard colors are non-returnable, Stainless Steel is standard)
 - Warm Red Black Gray Granite White Granite
 - Navy Blue Hunter Green Antique Copper
 - Left or Right Water Fill Hole for HWBL-, HWB-, HWBH-43DA only (Front is standard)
 - Right Left

Accessories

- Rectangular Full-Size Stainless Steel Food Pans:
 - Third-Size (2.5" [64 mm] H) Half-Size (2.5" [64 mm] H)
 - Full-Size (2.5" [64 mm] H) Full-Size (4" [101 mm] H)
 - Full-Size (6" [152 mm] H)
- Round Food Pans:
 - 11 Quart (10 Liter)
- Hinged Lid for Round Pans:
 - 11 Quart (10 Liter)
- Notched Lid for Round Pans:
 - 11 Quart (10 Liter)
- Stainless Steel Wire Trivets:
 - Half-Size Full-Size
- Plated Wire Trivets:
 - Half-Size Full-Size
- Adapter to Convert Trivets to hold Round Pans which holds two 11-Quart (10-Liter) Inserts
- Support Bars:
 - 12" (305 mm) 20" (508 mm)
- Mounting Kit for Combustible Countertops
- 3/4" Ball Valve for Unit with Drains
- 3/4" Gate Valve for Unit with Drains
- Heated Well Remote Handle for 3/4" drains (Includes a Ball Valve)

For operation, location and safety information, please refer to the Installation & Operating Manual.



HATCO CORPORATION | P.O. Box 340500 Milwaukee, WI 53234-0500 U.S.A.
 (800) 558-0607 | (414) 671-6350 | www.hatcocorp.com | support@hatcocorp.com



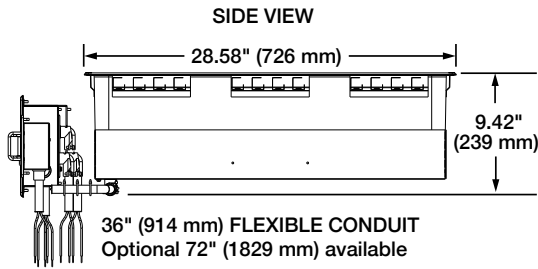
Drop-In 4/3-Size Heated Wells

Models: HWBL-43, -43D, -43DA, HWBLI-43, -43D, HWB-43, -43D, -43DA, HWBI-43, -43D, HWBH-43, -43D, 43DA, HWBHI-43, -43D

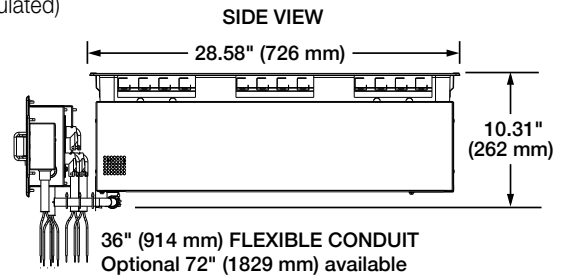
Ordering Instructions (Please specify the following with each order)

- | | | |
|--|---|---|
| <p>1. Desired Voltage: 120, 208, 220 or 240V
<small>(export voltage available)</small></p> <p>2. Base Size of Heated Well
A. 12" x 27" (305 x 686 mm)</p> <p>3. Drain (With or without)</p> | <p>4. Auto-fill (With or without)
Location on HWB-43DA only
A. Front (Standard)
B. Left
C. Right</p> <p>5. Insulated or Uninsulated</p> | <p>6. Wattage
A. High Watt
B. Standard Watt
C. Low Watt (120V only)</p> <p>7. Agency:
A. UL, C-UL
B. UL-EPH (Sanitary listing)
C. CE mark available</p> |
|--|---|---|

HWB-43 Series (Uninsulated)

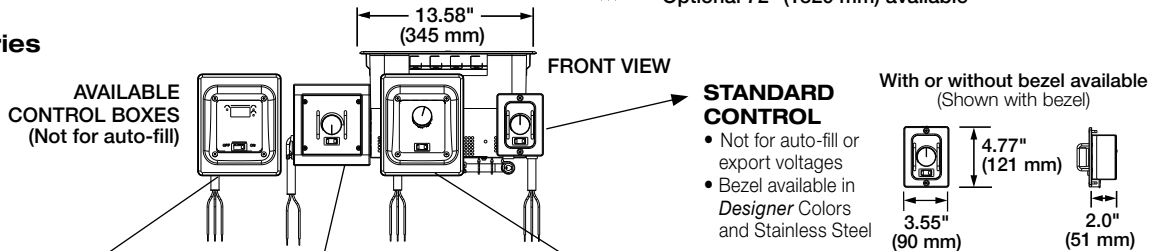


HWBI-43 Series (Insulated)



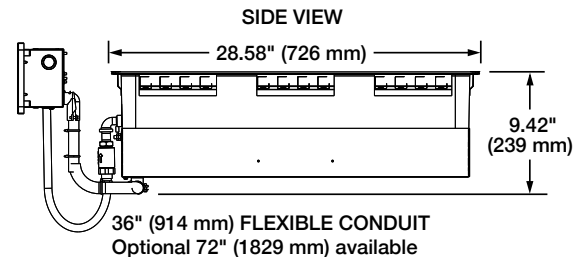
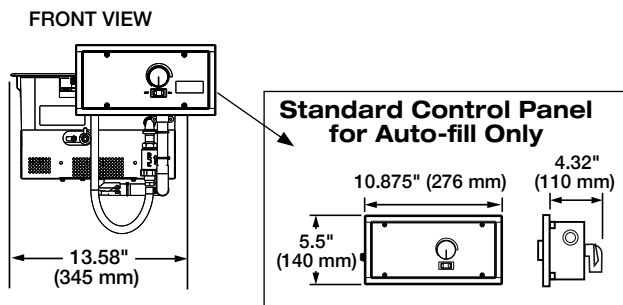
HWB-, HWBI-43 Series

Front View for
Uninsulated and insulated



OPTIONAL CONTROLS <small>(Not for auto-fill)</small>	<p>ITC Control</p> <ul style="list-style-type: none"> Not for CE voltages or low watt configurations Available for "wet" models w/optional coupling only Bezel available in <i>Designer</i> Colors or Stainless Steel <p>7.81" (198 mm) 6.39" (162 mm) 4.56" (116 mm) 10° CONTROL PANEL</p>	<p>WM Replacement Assembly</p> <ul style="list-style-type: none"> Not for export voltages Bezel available in <i>Designer</i> Colors or Stainless Steel <p>6.25" (159 mm) 5.875" (149 mm) 3.86" (98 mm)</p>	<p>Larger Recessed Thermostatic Control</p> <ul style="list-style-type: none"> STANDARD FOR EXPORT VOLTAGES Bezel available in <i>Designer</i> Colors or Stainless Steel <p>7.81" (198 mm) 6.39" (162 mm) 3.83" (97 mm) 10° CONTROL PANEL</p>
	<p>With or without bezel available (Shown with bezel)</p> <p>4.77" (121 mm) 3.55" (90 mm) 2.0" (51 mm)</p>		

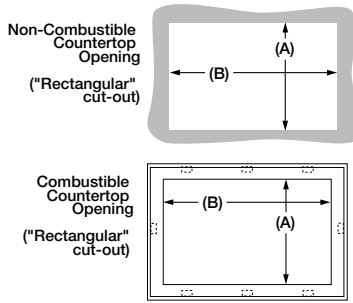
HWB-43DA Series (Uninsulated with Auto-fill)





Drop-In 4/3-Size Heated Wells

Models: HWBL-43, -43D, -43DA, HWBLI-43, -43D, HWB-43, -43D, -43DA, HWBI-43, -43D, HWBH-43, -43D, 43DA, HWBHI-43, -43D



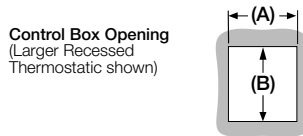
Cutout Dimensions for Non-Combustible Countertops

Model	Minimum Width (A)	Maximum Width (A)	Minimum Depth (B)	Maximum Depth (B)
HWB-43 Series	12.687" (323 mm)	12.938" (328 mm)	27.687" (704 mm)	28" (711 mm)
HWBI-43 Series	12.687" (323 mm)	12.938" (328 mm)	27.687" (704 mm)	28" (711 mm)

Cutout Dimensions for Combustible Countertops[▲]

Model	Minimum Width (A)	Maximum Width (A)	Minimum Depth (B)	Maximum Depth (B)
HWB-, HWBI-43 Series	14" (356 mm)	14.25" (362 mm)	29" (737 mm)	29.25" (742 mm)

▲ Accessory Mounting Kit required for Top Mounts



Cutout Dimensions for Control Boxes

Control Box	Width (A)	Height (B)	International Models
Standard Thermostatic without bezel	2.16" (55 mm)	3.375" (86 mm)	Not available
Standard Thermostatic with bezel	3.25" (83 mm)	3.75" (95 mm)	Not available
Optional Larger Recessed Thermostatic	5.875" (149 mm)	6.375" (162 mm)	Standard
Optional ITC Electronic	5.875" (149 mm)	6.375" (162 mm)	Optional
Optional WM Assembly Replacement	4.78" (121 mm)	5.00" (127 mm)	Not available
Standard Auto-fill	10.125" (257 mm)	4.75" (121 mm)	Standard

Drop-In 4/3-Size Heated Well Models

The shaded areas contain electrical information for International models only

	Model	Dimensions (Width x Depth x Height)	Volts	Phase	Watts	Amps	Control Configuration		Ship Weight*
							Standard	Optional	
Low Watt	HWBL-43	13.58" x 28.58" x 9.42" (345 x 726 x 239 mm)	120	Single	750	6.3	Compact Thermostatic (with bezel)	WM Assembly or Larger Recessed Thermostatic	30 lbs. (14 kg)
	HWBL-43D						Auto-fill	None	24 lbs. (11 kg)
	HWBL-43DA						Auto-fill	None	36 lbs. (16 kg)
	HWBLI-43	13.58" x 28.58" x 10.31" (345 x 726 x 262 mm)	120	Single	750	6.3	Compact Thermostatic (with bezel)	WM Assembly or Larger Recessed Thermostatic	38 lbs. (17 kg)
	HWBLI-43D						Compact Thermostatic (with bezel)	WM Assembly or Larger Recessed Thermostatic	31 lbs. (14 kg)
Standard Watt	HWB-43 HWB-43D	13.58" x 28.58" x 9.42" (345 x 726 x 239 mm)	120	Single	1200	10.0	Compact Thermostatic (with bezel)	WM Assembly, Larger Recessed Thermostatic or ITC Electronic Control (wet models only)	24 lbs. (11 kg)
			208						
			240						
			220	Single	1200	5.5	Larger Recessed Thermostatic	ITC Electronic Control (wet models and non-CE only)	
			220-230 (CE)		1200-1312	5.5-5.7			
			240		1200	5.0			
	230-240 (CE)	1102-1200	4.8-5.0						
	HWB-43DA	13.58" x 28.58" x 9.42" (345 x 726 x 239 mm)	120	Single	1215	10.1	Auto-fill	None	27 lbs. (12 kg)
			208						
			240						
			220	Single	1215	5.5	Auto-fill	None	
			220-230 (CE)		1215-1312	5.5-5.7			
			240		1215	5.1			
	230-240 (CE)	1116-1215	4.9-5.1						
	HWBI-43 HWBI-43D	13.58" x 28.58" x 10.31" (345 x 726 x 262 mm)	120	Single	1200	10.0	Compact Thermostatic (with bezel)	WM Assembly, Larger Recessed or ITC Electronic Control (wet models only)	30 lbs. (14 kg)
208									
240									
220			Single	1200	5.5	Larger Recessed Thermostatic	ITC Electronic Control (wet model and non-CE only)		
220-230 (CE)				1200-1312	5.5-5.7				
240				1200	5.0				
230-240 (CE)				1102-1200	4.8-5.0				

HATCO CORPORATION | P.O. Box 340500 Milwaukee, WI 53234-0500 U.S.A.
(800) 558-0607 | (414) 671-6350 | www.hatcocorp.com | support@hatcocorp.com



Drop-In 4/3-Size Heated Wells

Models: HWBL-43, -43D, -43DA, HWBLI-43, -43D, HWB-43, -43D, -43DA, HWBI-43, -43D, HWBH-43, -43D, 43DA, HWBHI-43, -43D

Drop-In 4/3-Size Heated Well Models

The shaded areas contain electrical information for International models only

	Model	Dimensions (Width x Depth x Height)	Volts	Phase	Watts	Amps	Control Configuration		Ship Weight*	
							Standard	Optional		
High Watt	HWBH-43 HWBH-43D	13.58" x 28.58" x 9.42" (345 x 726 x 239 mm)	120	Single	1650	13.8	Compact Thermostatic (with bezel)	WM Assembly, Larger Recessed Thermostatic or ITC Electronic Control (<i>wet models only</i>)	24 lbs. (11 kg)	
			208			7.9			25 lbs. (11 kg)	
			240			6.9				
			220	Single		1650	7.5	Larger Recessed Thermostatic	ITC Electronic Control (<i>wet models and non-CE only</i>)	
			220-230 (CE)			1650-1803	7.5-7.8			
			240			1650	7.5			
			230-240 (CE)			1515-1650	6.6-6.9			
	HWBH-43DA	13.58" x 28.58" x 9.42" (345 x 726 x 239 mm)	120	Single	1665	13.9	Auto-fill	None	30 lbs. (14 kg)	
			208			8.0				
			240			6.9				
			220	Single		1665	7.6	Auto-fill		None
			220-230 (CE)			1663-1817	7.6-7.9			
			240			1665	6.9			
			230-240 (CE)			1530-1665	6.6-6.9			
	HWBHI-43 HWBHI-43D	13.58" x 28.58" x 10.31" (345 x 726 x 262 mm)	120	Single	1650	13.8	Compact Thermostatic (with bezel)	WM Assembly, Larger Recessed Thermostatic or ITC Electronic Control (<i>wet models only</i>)	31 lbs. (14 kg)	
			208			7.9			30 lbs. (14 kg)	
			240			6.9				
			220	Single		1650	7.5	Larger Recessed Thermostatic	ITC Electronic Control (<i>wet models and non-CE only</i>)	
			220-230 (CE)			1650-1803	7.5-7.8			
			240			1650	7.5			
			230-240 (CE)			1515-1650	6.6-6.9			

PRODUCT SPECS Drop-In 4/3-Size Heated Well

The Drop-In 4/3-Size Heated Well shall be a Model ...as manufactured by the Hatco Corporation, Milwaukee, WI 53234 U.S.A.

Drop-in 4/3-Size Heated Well shall be rated at ...watts, ...volts, and be...inches (millimeters) in overall width and be ...inches (millimeters) in overall depth. It shall consist of stainless and aluminized steel housing with a metal sheathed heating

element, EZ locking hardware for installation, and a remote thermostat with lighted power switch.

Accessories may include stainless steel mounting kit, adapter top, support bars, food pans, trivets, remote handle and valves.

Warranty consists of 24/7 parts and service assistance (US and Canada only).

HATCO CORPORATION | P.O. Box 340500 Milwaukee, WI 53234-0500 U.S.A.
(800) 558-0607 | (414) 671-6350 | www.hatcocorp.com | support@hatcocorp.com