



Overshelves


Steelheart Series Overshelves



Overshelves
08/28/25
Item # 13393



Single Overshelf



Double Overshelf



Item #: _____
Project: _____
Qty: _____
AIA#: _____

Features

- Heavy duty 16 gauge stainless steel construction
- Adjustable top and bottom pass-thru shelving
- Provides convenient storage
 - Easily secures to base cabinet without special tools
 - For use on undercounters, worktops, sandwich prep, mega top*, and pizza prep models**, including drawer models
 - Durable stainless steel 1 1/2" tubular-style poles
 - Top shelf adjustable 2 or 4 inches
 - Bottom shelf adjustable 2 or 3 inches

*Compatible with models manufactured since March 2016.
(Serial # FXXXXXC and after)

**Compatible with models manufactured since January 2017.
(Serial # GXXXXXA and after)

Accessory Number	Number of Shelves	Models	Exterior Dimensions W x D x H [†] <small>[†]Height of poles</small>	Shipping Dimensions W x D x H	Shipping Weight
HS-5172	Single	27" Rear Mount Cabinet	27" x 12" x 48"	55.25" x 18" x 5.5"	27 lbs.
HS-5237	Single	36" Rear Mount Cabinet	36" x 12" x 48"	55.25" x 18" x 5.5"	28 lbs.
HS-5229 [‡]	Single	46" / 93" Side Mount Cabinet [‡]	46" x 12" x 48"	55.25" x 18" x 5.5"	31 lbs.
HS-5173	Single	48" Rear Mount Cabinet	48" x 12" x 48"	55.25" x 18" x 5.5"	29 lbs.
HS-5174	Single	60" Rear Mount Cabinet	60" x 12" x 48"	67" x 16" x 5.5"	33 lbs.
HS-5639	Single	60" Side Mount Cabinet	60" x 12" x 48"	79" x 16.5" x 6"	42 lbs.
HS-5231	Single	67" Side Mount Cabinet	67" x 12" x 48"	79" x 17" x 5.5"	38 lbs.
HS-5175	Single	72" Rear Mount Cabinet	72" x 12" x 48"	79" x 17" x 5.5"	38 lbs.
HS-5163	Double	27" Rear Mount Cabinet	27" x 12" x 48"	55.25" x 18" x 5.5"	34 lbs.
HS-5236	Double	36" Rear Mount Cabinet	36" x 12" x 48"	55.25" x 18" x 5.5"	40 lbs.
HS-5228 [‡]	Double	46" / 93" Side Mount Cabinet [‡]	46" x 12" x 48"	55.25" x 18" x 5.5"	45 lbs.
HS-5164	Double	48" Rear Mount Cabinet	48" x 12" x 48"	55.25" x 18" x 5.5"	43 lbs.
HS-5165	Double	60" Rear Mount Cabinet	60" x 12" x 48"	67" x 16" x 5.5"	50 lbs.
HS-5640	Double	60" Side Mount Cabinet	60" x 12" x 48"	79" x 16.5" x 6"	56 lbs.
HS-5230	Double	67" Side Mount Cabinet	67" x 12" x 48"	79" x 17" x 5.5"	60 lbs.
HS-5166	Double	72" Rear Mount Cabinet	72" x 12" x 48"	79" x 17" x 5.5"	58 lbs.

[‡] 93" cabinets can accommodate (2) HS-5229 Single Overshelves or (2) HS-5228 Double Overshelves.

Warranty:

90 day - Parts only. Valid in United States, Canada, Puerto Rico and U.S. Territories. Contact factory for warranty in other countries.




Overshelves

Steelheart Series Overshelves

Overshelves
08/28/25
Item # 13393

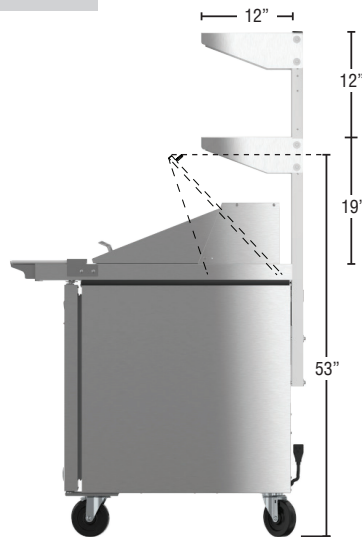
FRONT VIEW



FRONT VIEW



SIDE VIEW



Double Overshelf Shown on PR93B

