

# CHROMATOGRAPHY REFRIGERATOR SLIDING DOORS



## EMGR33C

## LAB Series



### Refrigeration System

- Bottom mounted, self-contained and fully detachable Blizzard R290 condensing unit uses environmentally friendly, EPA-compliant R290 refrigerant with zero (0) Ozone Depletion Potential (ODP) and three (3) Global Warming Potential (GWP). Blizzard R290 is easily replaceable and requires no on-site brazing.
- Electronically commutated (ECM) fan motors achieve rapid cooling with less energy consumption.
- Full-length air duct ensures optimal cold air distribution (except EMGR5(B)).
- Air circulation guard keeps floor vents from obstruction (except EMGR5(B)).
- Time-initiated and temperature-terminated auto defrost cycle for seamless operation.
- Large capacity, corrosion-resistant condenser and evaporator coils.
- Self-maintaining, energy-efficient condensate drain pan requires no external drains or electric heaters.
- High performance, auto-reverse condenser fan motor supports compressor ventilation and condenser coil cleaning.
- Pre-wired and ready to plug, 115V/60Hz/1Ph, NEMA 5-15P.

### Cabinet Construction

- Heavy duty white coated steel interior / exterior.
- Open spaced interior with no walls between compartments.
- Stainless steel floor interior has rounded corners and detachable drain plug for ease of cleaning.
- 2.5" thick high density polyurethane insulation.
- Four height adjustable screw legs.

### Lighting

- Shielded LED bar lighting with on/off switch provides bright, high color illumination at lower heat output.

### Doors

- Low emissivity double glass panes reflect UV rays for efficient cooling.
- Black PVC door frames.
- Self-closing with heavy duty door bumpers for impact absorption.
- Removable doors and stainless steel door tracks make cleaning an easy process.

### Shelving

- Four epoxy coated, steel wire shelves with airflow guard per section.
- Height adjustable stainless steel clips.

### Chromatography Features

- Two access ports (one on each side wall) for running lines or cords. Includes heavy duty covers with lockable tabs.
- Duplex GFCI electrical outlet inside cabinet interior provides power for stirring devices and other equipment. Includes water proof cover.

### Temperature Control

- Multi-function digital controller with easy to read LED display.
- Factory preset temperature, 35°F. Temperature setting range from 33°F to 54°F.
- Audible overheat protection alarm for compressor and condenser coil.

### Options

- Additional shelving.
- Gravity shelf and bottle organizer
- 5" or 3" swivel casters with locks on front set.
- 3.5" – 6" height-adjustable and interchangeable legs.



| Type | Doors | Capacity<br>Cu. Ft. | # of Pans<br>(Top) | # of Pans<br>(Drawer) | Shelves | Refrigerant | HP  | Power<br>V-Hz-Ph | Amps | Crated<br>Weight | Exterior Dimensions |        |         |
|------|-------|---------------------|--------------------|-----------------------|---------|-------------|-----|------------------|------|------------------|---------------------|--------|---------|
|      |       |                     |                    |                       |         |             |     |                  |      |                  | L                   | D      | H*      |
| REF  | 2     | 33                  | -                  | -                     | 8       | R-290       | 1/3 | 115-60-1         | 2.5  | 418 lbs          | 39.375"             | 30.75" | 80.125" |

(†)Based on evaporating temperature of 23°F (-5°C) & condensing temperature of 131°F (55°C). (‡) Product capacity is calculated based on standard industry figures. (\*) Reference plan view for clarification on caster/unit height. If dimensions and capacity are critical, please contact Everest Refrigeration. Blizzard R290 replacement is at the sole discretion of Everest Refrigeration. Specifications subject to change without notice.

# CHROMATOGRAPHY REFRIGERATOR SLIDING DOORS



## EMGR33C

## LAB Series

### DIMENSIONAL DATA

|                    |    |            |
|--------------------|----|------------|
| External Dims.     | L  | 39.375 in. |
|                    | D  | 30.75 in.  |
|                    | H* | 80.125 in. |
| Crated Weight      |    | 418 lbs.   |
| Doors/Drawers/Lids |    | 2          |
| Max Weight Support |    | -          |

### STORAGE DATA

|                                   |    |
|-----------------------------------|----|
| Net Capacity Cu. Ft. <sup>†</sup> | 33 |
| Shelves                           | 8  |
| Barrels                           | -  |
| 20 oz. Bottles                    | -  |
| 12 oz. Bottles                    | -  |
| 12 oz. Cans                       | -  |
| 8" Mugs                           | -  |
| # of Pans (Top)                   | -  |
| # of Pans (Drawer)                | -  |
| Dividers                          | -  |
| Trays                             | -  |

### ELECTRICAL DATA

|                      |            |
|----------------------|------------|
| Voltage              | 115-60-1   |
| Full Load Amperage   | 2.5A       |
| Feed Wires w/ Ground | 3          |
| Cord Length          | 9ft        |
| NEMA Plug Type       | NEMA 5-15P |

### REFRIGERATION DATA

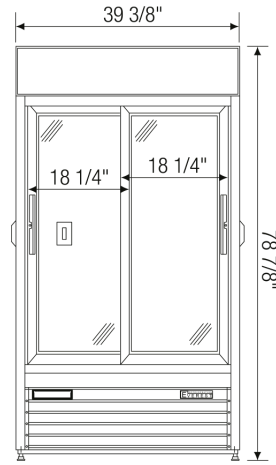
|                     |        |
|---------------------|--------|
| Compressor          | Bottom |
| Refrigerant         | R-290  |
| Compressor HP       | 1/3    |
| BTU/HR <sup>†</sup> | 2311   |

### KEY

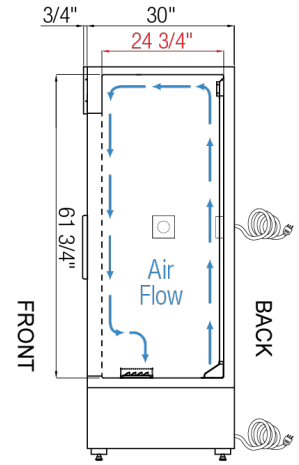
|           |            |             |               |
|-----------|------------|-------------|---------------|
| <b>D</b>  | Door       | <b>R</b>    | Refrigerator  |
| <b>L</b>  | Lid        | <b>REF</b>  | Refrigerator  |
| <b>H</b>  | Half Door  | <b>F</b>    | Freezer       |
| <b>FD</b> | Full Door  | <b>FRZ</b>  | Freezer       |
| <b>SD</b> | Solid Door | <b>DUAL</b> | REF/FRZ Combo |
| <b>GD</b> | Glass Door | <b>DR</b>   | Drawer        |

|  |           |       |      |    |      |
|--|-----------|-------|------|----|------|
|  | Elevation | Right | Plan | 3D | Back |
|  |           |       |      |    |      |

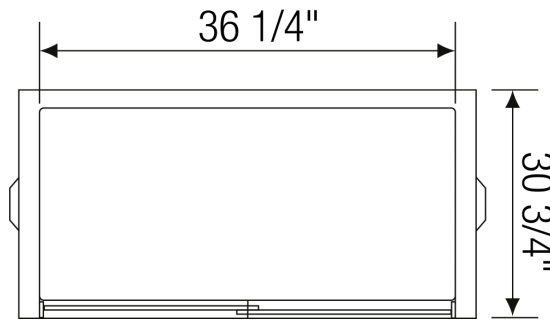
### PLAN VIEW



FRONT



SIDE



TOP

### ACCESSORIES & OPTIONS

- Additional Shelving - Contact Everest Refrigeration for more information.
- AJL03-00 - Interchangeable Leg for Caster (Optional)
- BO02 - Gravity shelf and bottle organizer
- CASA3-01 - 3" Overall Height Caster Assembly - (2) Front (2) Rear
- CASA5-01 - 5" Overall Height Caster Assembly - (2) Front (2) Rear

(<sup>†</sup>)Based on evaporating temperature of 23°F (-5°C) & condensing temperature of 131°F (55°C). (<sup>‡</sup>) Product capacity is calculated based on standard industry figures. (\*) Reference plan view for clarification on caster/unit height. If dimensions and capacity are critical, please contact Everest Refrigeration. Blizzard R290 replacement is at the sole discretion of Everest Refrigeration. Specifications subject to change without notice.