



CSR-24-SR



Project: _____	AIA# _____
Item #: _____ Qty: _____	SIS# _____
Model #: _____	

Clip-On Speed Rails

CSR

(model numbers on reverse side)

Standard Features

- Stainless steel construction
- Open channel-and-rail design for easy cleaning and better view of bottles
- PVC sound deadening covers
- Retaining rails have a clear lift-off liquor identification cover

To view cleaning and care instructions, please visit: https://www.glastender.com/PDF/F-423-011_ss_clean_care.pdf

Specifications

Materials

- 20 gauge stainless steel parts include: liquor steps and front rails
- 18 gauge stainless steel parts include: one piece ends, back and clip on glasswasher and cocktail station models
- 16 gauge stainless steel parts include: clip on speed rail models
- 14 gauge stainless steel parts include: ends on speed rail models

Product Information

Clip-on speed rails are designed to clip to an existing Glastender single or double speed rail. Available in 1" incremental lengths from 12" to 48".

Glastender, Inc. • 5400 N Michigan Rd • Saginaw, MI • 48604-9780
 989.752.4275 • 800.748.0423 • Fax 989.752.4444
www.glastender.com

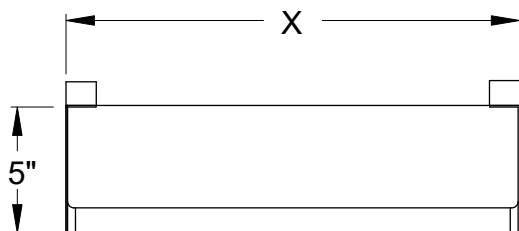
Specifications subject to change without notice. For current specifications please visit our website.

Approval/Notes:

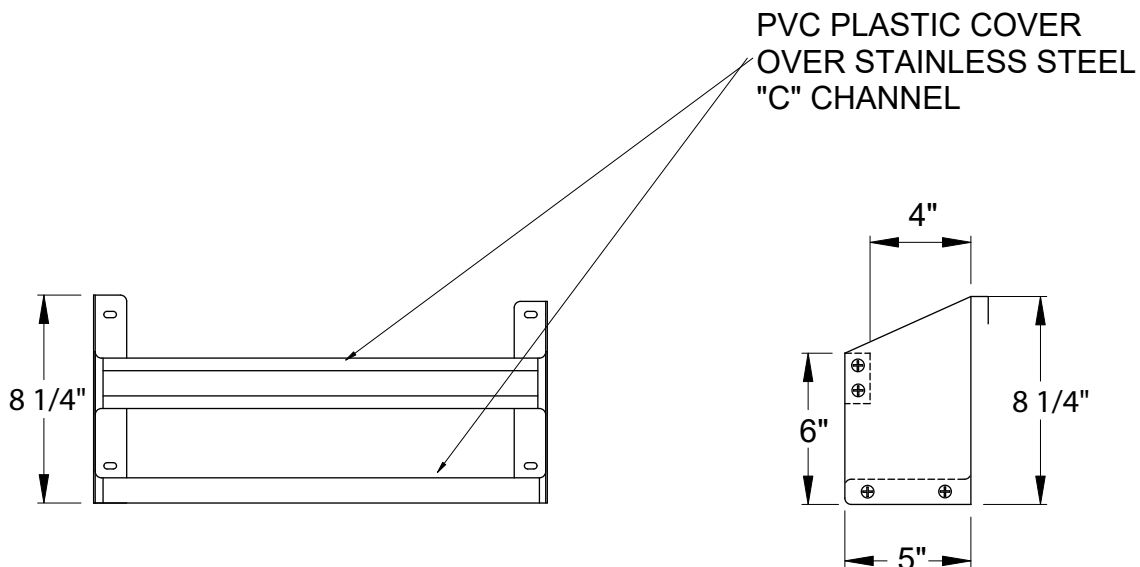
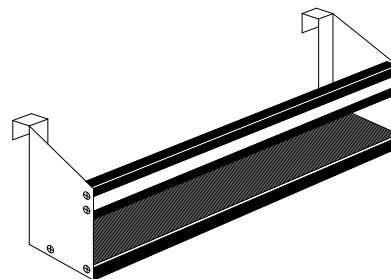
FOR CLIPPING TO EXISTING GLASTENDER SPEED RAILS

CSR-X-SR

X = LENGTH FROM 12" TO 48"



PLAN VIEW



FRONT ELEVATION

SIDE ELEVATION