



BEVERAGE-AIR®

PROJECT: _____
 ITEM # _____ QTY: _____
 MODEL # _____
 AIA # _____ SIS # _____
 APPROVED: _____

VISTA® BOTTOM MOUNT REACH-IN REFRIGERATOR

Model: RB49HC-1S

SOLID DOORS



7 YEAR WARRANTY Parts, Labor, and Compressor

CABINET CONSTRUCTION

- Stainless steel front and door, gray painted sides
- Gray painted aluminum interior
- Full electronic control
- LED lighting
- Self-closing door with 120° stay-open feature, on spring-loaded hinges
- Door lock
- One-piece grille allow easy removal/installation for preventative maintenance
- Six (6) heavy duty epoxy coated wire shelves standard
- 6" Casters standard with (2) brakes



OPTIONS & ACCESSORIES

- Epoxy shelves (5 max per section)
- Shelf clips
- 3" Casters or 6" legs
- 6" Flanged/seismic feet
- Remote option* (see note on back page)

REFRIGERATION SYSTEM

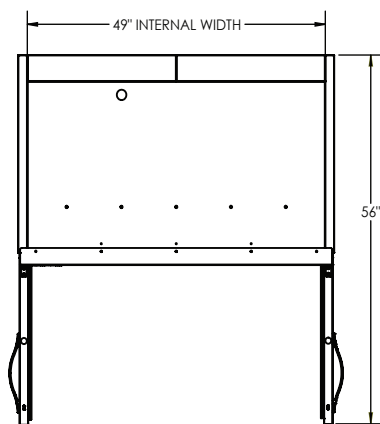
- Epoxy shelves (5 max per section)
- Shelf clips
- 3" Casters or 6" legs
- 6" Flanged/seismic feet
- Remote option* (see note on back page)



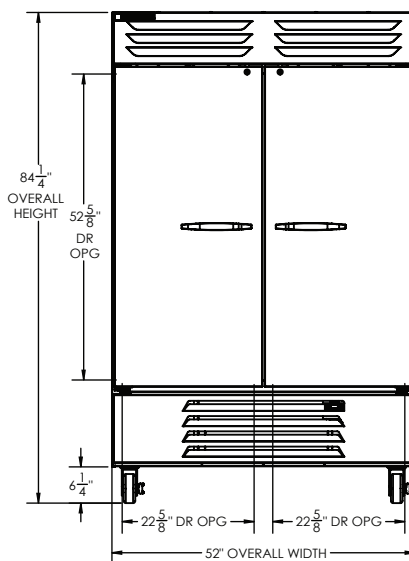
BEVERAGE-AIR®

Vista® Bottom Mount Refrigerator Model: RB49HC-1S

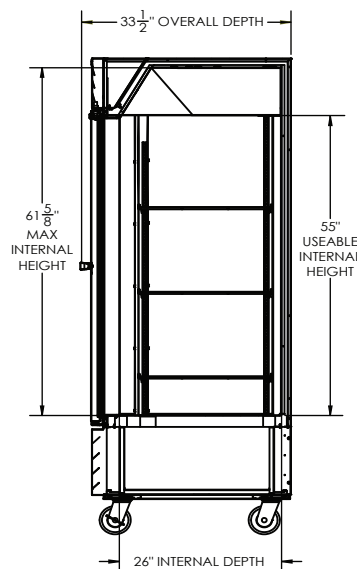
PLAN VIEW



ELEVATION VIEW



SIDE VIEW



| EXTERNAL DIMENSIONAL DATA | |
|-------------------------------|-------------------|
| Width Overall (in) | 52" |
| Depth Overall (in) | 33 1/2" |
| Height Overall (in) | 84 1/4" |
| Number of Doors | 2 |
| Depth with Door open 90° (in) | 56" |
| Door Openings (in) | 22 5/8" x 52 5/8" |
| INTERNAL DIMENSIONAL DATA | |
| NET Capacity (cubic ft.) | 46.15 |
| Internal Width Useable (in) | 49" |
| Internal Depth Overall (in) | 26" |
| Internal Height Overall (in) | 61 5/8" |
| Number of Shelves | 6 |

| ELECTRICAL DATA | |
|---------------------------|---------------------|
| Full Load Amps | 3.9 |
| Voltage | 115/60/1 |
| Nema Plug (8' cord) | 5-15P |
| REFRIGERATION DATA | |
| Horsepower | 1/3 |
| Capacity (BTU/Hr) | 2291 |
| Heat Rejection (BTU/Hr) | 3436.5 |
| Charge (lbs/grams/ounces) | 0.2425 / 110 / 3.88 |
| SHIPPING DATA | |
| Gross Weight - Crated | 536 lbs. |
| Height - Crated (in) | 85" |
| Width - Crated (in) | 54" |
| Depth - Crated (in) | 36" |

*NOTE: Remote units are field wired and come with 6" legs.
Refrigerant must be specified at time of order.

We reserve the right to change specifications and product design without notice. Such revisions do not entitle the buyer to corresponding changes, improvements, additions or replacements for previously purchased equipment. Dimensional tolerances +/- 1/4". Metric dimensions (MM).

ELECTRICAL CONNECTION



115/60/1
5-15P

Unit pre-wired at factory
and include 8' long cord
and plug set.

3779 Champion Blvd., Winston-Salem, NC 27105 | 888-845-9800 | Fax: 336-245-6453 | Beverage-Air.com | Sales@bevair.com

Date Issued 9/25 | Printed in U.S.A.