



Project \_\_\_\_\_  
AIA # \_\_\_\_\_ SIS # \_\_\_\_\_  
Item # \_\_\_\_\_ Quantity \_\_\_\_\_ C.S.I. Section 114000

## R Series

Roll-In Refrigerator for 66" High Racks  
32" Deep, Self-Contained



### STANDARD PRODUCT FEATURES

- Stainless Steel Exterior & Interior
- Traulsen's Smart Control™ with LED Display
- StayClear™ Condenser Coil
- Balanced, Self-Contained Refrigeration System Using R-290
- Rear Biased Air Duct
- Full-Height Stainless Steel Doors with Locks
- Anti-Condensate Door Perimeter Heater
- Self-Closing Doors with Stay Open Feature
- Standard Door Hinging: 332L = Left/Right/Right (other hings available)
- Automatically Activated LED Lights
- Stainless Steel Breaker Caps
- Accommodates Roll-In Racks Up to 66" High (provided by others)
- Automatic Non-Electric Condensate Evaporator
- Magnetic Snap-In EZ-Clean™ Door Gaskets
- Thermostatic Expansion Valve Metering Device
- Stainless Steel One-Piece Louver Assembly
- Stainless Steel Interior Rack Guides & Threshold Ramps
- 9' Cord & Plug Attached

### ACCESSORIES & OPTIONS

- SmartConnect™ App with WiFi Connectivity
- Stainless Steel Finished Back with Rear Louvers
- Coated Wire Shelf Package (includes 3 shelves per section)
- Additional Coated Wire Shelves for Above
- Rehinging Feature (consult factory)
- Stainless Steel Shelf Package (includes 3 shelves per section)
- Additional Stainless Steel Shelves for Above
- Stainless Steel Banking Strip
- Locking Hasps (padlocks supplied by others)
- Optional 208-230/60/1, 208-230/115/60/1, or Export 220/50/1 Voltage
- Kool Klad™ Exterior Laminate Decor
- Clear Glass Doors in Place of Solid Doors
- Heat Shield
- Transition Strip for Recessed Floor Installation
- Prison/Correctional Facility Options



Models listed to the applicable UL, CSA and NSF standards by an approved NRTL. Consult the factory or unit data plate for additional information.

### AVAILABLE CONFIGURATIONS

**R Series Model**  
RRI332LUT-FHS

**Doors**  
Full Height Solid

**\*Remote application available,  
see form TR35837 for details.**

**- GUARANTEED FOR LIFE CAM-LIFT HINGES  
- GUARANTEED FOR LIFE HORIZONTAL  
WORKFLOW DOOR HANDLES**

Approved by \_\_\_\_\_ Date \_\_\_\_\_ Approved by \_\_\_\_\_ Date \_\_\_\_\_

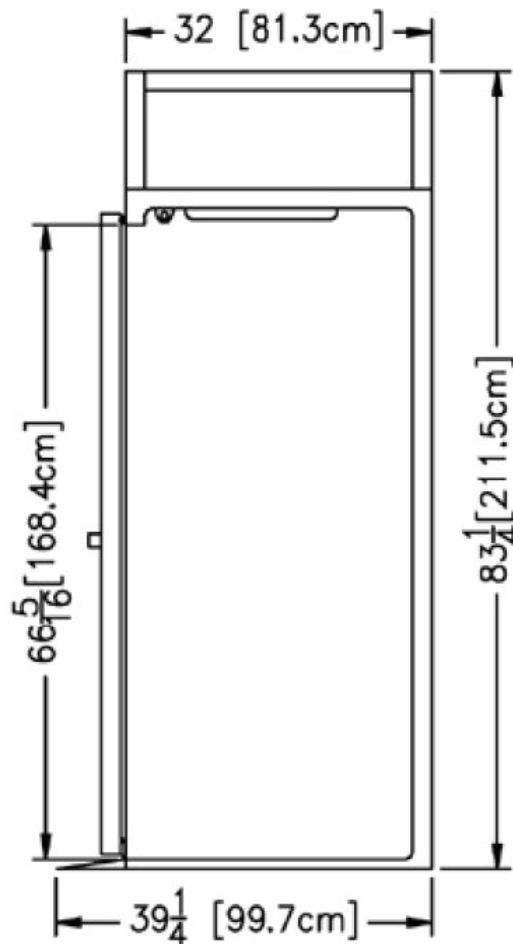
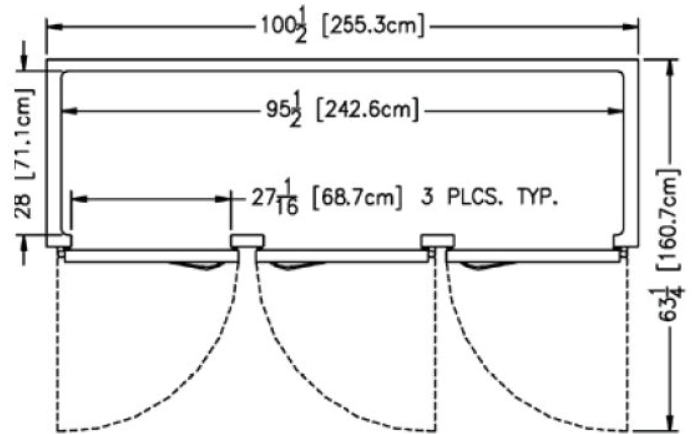
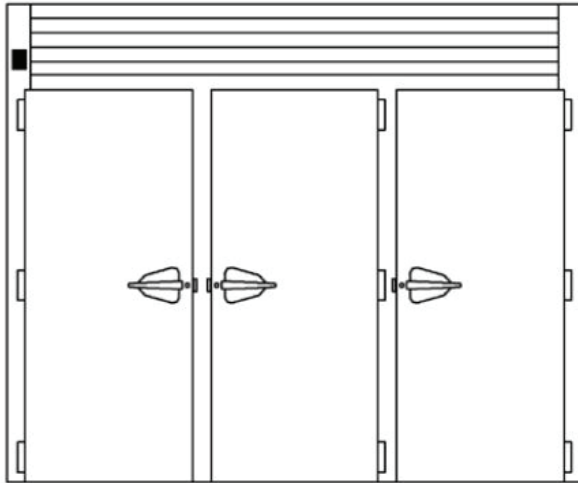


## R Series

Roll-In Refrigerator for 66" High Racks  
32" Deep, Self-Contained

### MODEL:

RRI332LUT-FHS



> CAD and/or Revit Files Available

<https://traulsen.kclcad.com/>



## R Series

Roll-In Refrigerator for 66" High Racks  
32" Deep, Self-Contained

### MODEL:

RRI332LUT-FHS

MODEL	RRI332LUT-FHS
<b>DIMENSIONAL DATA</b>	
Net capacity cu. ft.	111.49 (3157.05 cu l)
Length - overall in.	100 1/2" (255.3 cm)
Depth - overall in.	39 1/4" (99.7 cm)
Depth - over body in.	32" (81.3 cm)
Depth - door open 90° in.	63 1/4" (160.7 cm)
Clear door width in.	27 1/16" (68.7 cm)
Clear door height in.	66 5/16" (168.4 cm)
Height - overall in. <sup>2</sup>	83 1/4" (211.5 cm)
Capacity - 66" High	3
<b>ELECTRICAL DATA</b>	
Voltage   Plug	115/60/1   NEMA 5-20P
Full Load Amperes   kWh/24HR <sup>3</sup>	17   6.59
<b>REFRIGERATION DATA</b>	
Refrigerant	R-290
Refrigerant Charge Amount oz.	5 (141.7 g)
BTU/HR   H.P. <sup>1</sup>	3100   1-1/4
<b>SHIPPING DATA</b>	
Length - Crated in.	105" (266.7 cm)
Width - Crated in.	42" (106.7 cm)
Height - Crated in.	94" (238.8 cm)
Volume - Crated cu. ft.	239.9 (6793.2 cu l)
Weight - Crated lbs.	1266 (574.3 kg)

**NOTES:** Figures in parentheses reflect metric equivalents.

1. Based on a 90°F ambient and -20°F evaporator.
2. 12" Top clearance preferred for optimum performance & service access.
3. kWh/24HR = Kilowatt usage per 24 hours.

### EQUIPMENT SPECIFICATIONS

#### CONSTRUCTION, HARDWARE, INSULATION

The interior is made from stainless steel and the cabinet exterior front, one piece sides, louver assembly, door and door liner is constructed of heavy gauge stainless steel. The exterior cabinet top, back & bottom are constructed of heavy gauge galvanized steel. The interior floor is constructed of stainless steel & insulated with 3/4" of resilient cork. A readily attachable stainless steel ramp is provided to facilitate loading/unloading.

Doors are equipped with heavy-duty, extruded wiper gasket for sealing to bottom ramp, removable plug cylinder locks & guaranteed for life gravity action, self-closing metal, cam-lift hinges with stay open feature. Hinges include a concealed switch to automatically activate the interior LED lighting. Guaranteed for life, workflow door handles are mounted horizontally over recess in door which limits protrusion from door face into aislesways. Door has seamless, polished metal corners.

Gasket profile & EZ-Clean™ material simplify cleaning & increase overall gasket life. Both the cabinet & door are insulated with an average of 2" thick high density, non-CFC, foamed in place polyurethane.

#### SELF-CONTAINED REFRIGERATION SYSTEM

A top mounted, self-contained, balanced refrigeration system using environmentally friendly, low GWP R-290 refrigerant is conveniently located behind the one piece louver assembly. It features a finless StayClear™ condenser, thermostatic expansion valve, air-cooled hermetic compressor, large, high humidity evaporator coil located outside the food zone & top mounted non-electric condensate evaporator. Biased return air duct protects against introduction of warm kitchen air, promoting even temperature maintenance & efficient operation. A 9' cord & plug is provided. Standard operating temperature is 34 to 38°F.

#### CONTROL

Traulsen's Smart Control™ features advanced control algorithms & sophisticated diagnostic capabilities to optimize performance. Utilizing smart sensors, it adapts the operation of the refrigeration system to a variety of environments & usage patterns. The Smart Control™ also offers a complete set of visual alarms designed to alert the user to critical events such as power outages or a prolonged door opening. In the event of an alarm, a dedicated Alarm LED will illuminate, informing the user of the critical event and duration.

#### INTERIOR

Readily removable, interior-mounted, stainless steel guides for racks are provided for protection. Maximum rack size with wheels inboard of frame is 27" wide by 29" deep by 66" high. Racks are supplied by others.

#### WARRANTY

Both a six year parts and labor warranty and a seven year compressor warranty (self-contained models only) are provided standard.

When ordering please specify: Voltage, Hinging, and Options.

Equipped with one NEMA 5-20P Plug



CONTINUED PRODUCT DEVELOPMENT MAY NECESSITATE SPECIFICATION CHANGES WITHOUT NOTICE.