



# BEVERAGE-AIR®

PROJECT: \_\_\_\_\_  
 ITEM # \_\_\_\_\_ QTY: \_\_\_\_\_  
 MODEL # \_\_\_\_\_  
 AIA # \_\_\_\_\_ SIS # \_\_\_\_\_  
 APPROVED: \_\_\_\_\_

## CHEF BASE FREEZER

### Model: WTFCS72HC-76

FOUR DRAWERS / EXTENDED TOP



### OPTIONS & ACCESSORIES

- Left side compressor location (-ALT) (specify at time of unit order)
- Stainless steel back
- Stainless steel interior
- Additional pan supports
- 6" Adjustable legs, 6" seismic legs
- 6" Casters
- Gasket guards
- Remote option\* (refrigerant must be specified at time of order, see note on back on page)

## 7 YEAR WARRANTY

Parts, Labor, and Compressor

### CABINET CONSTRUCTION

- Stainless steel front, sides, drawers and grille (galvanized back & bottom)
- Interior liner is made of corrosion resistant aluminum
- Top has full marine edge to prevent spills from dripping over sides
- Full electronic control
- 76" Extended top has full marine edge to prevent spills from dripping over sides
- Top weight capacity 1500 lbs
- One-piece, snap-in magnetic drawer gasket
- 12-Gauge stainless steel drawer slides with Delrin® rollers rated at 275 lbs
- Lifetime warranty on all drawers and slides
- Heavy duty, fire-proof, insulated 16 gauge top
- No heat shield required (must adhere to proper clearance per owners manual)
- Accommodates 6" deep full size food service pans (not included)
- Self-closing drawer feature
- Compressor standard on right side
- 3" Casters, 2 with brakes standard

### REFRIGERATION SYSTEM

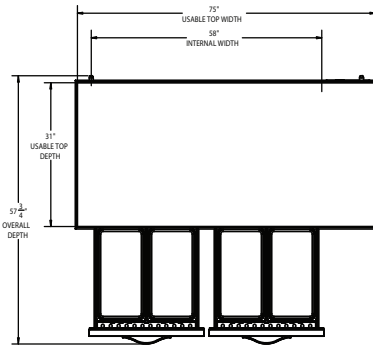
- Uses environmentally friendly, energy efficient R290 refrigerant, and meets all regulatory requirements for CARB, SNAP, DOE & more
- Adaptive defrost
- Non-electric defrost with hot gas condensate evaporation
- Freezer capable of maintaining product temperature of -10°F



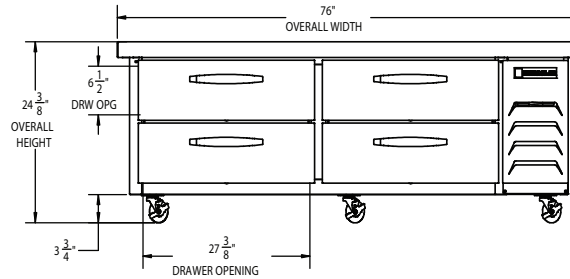
# BEVERAGE-AIR®

## Chef Base Freezer Model: WTFC572HC-76

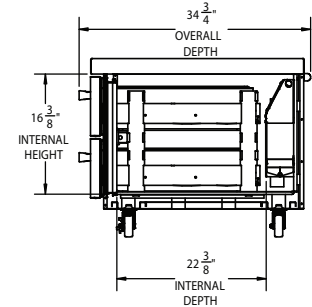
PLAN VIEW



ELEVATION VIEW



SIDE VIEW



EXTERNAL DIMENSIONAL DATA	
Width Overall (in)	76"
Depth Overall (in)	34 3/8"
Height Overall (in)	24 3/8"
Number of Drawers	4
Depth with Drawers Extended (in)	57 3/4"
Drawer Openings (in)	(4) 27 3/8" x 6 1/2"
INTERNAL DIMENSIONAL DATA	
NET Capacity (cubic ft.)	12.3
Internal Width Useable (in)	58"
Internal Depth Overall (in)	22 3/8"
Internal Height Overall (in)	16 3/8"

\*NOTE: Remote units are field wired and come with 6" legs.  
Refrigerant must be specified at time of order.

We reserve the right to change specifications and product design without notice.  
Such revisions do not entitle the buyer to corresponding changes,  
improvements, additions or replacements for previously purchased equipment.  
Dimensional tolerances +/- 1/4". Metric dimensions (MM).

Required Clearance: Bottom 3 13/16" & Rear 1"

ELECTRICAL DATA	
Full Load Amps	5.0
Voltage	115/60/1
Nema Plug (8' cord)	5-15P
REFRIGERATION DATA	
Horsepower	1/2
Capacity (BTU/Hr)	1725
Heat Rejection (BTU/Hr)	2588
Charge (lbs/grams/ounces)	0.287 / 130 / 4.59
SHIPPING DATA	
Gross Weight - Crated	575 lbs.
Height - Crated (in)	27"
Width - Crated (in)	78"
Depth - Crated (in)	38"



115/60/1  
NEMA 5-15P

### ELECTRICAL CONNECTION

Unit pre-wired at factory  
and include 8' long cord  
and plug set.

3779 Champion Blvd., Winston-Salem, NC 27105 | 888-845-9800 | Fax: 336-245-6453 | Beverage-Air.com | Sales@bevair.com

Date Issued 9/25 | Printed in U.S.A.