



A family company manufacturing in the USA

www.glastender.com



MF48-S

Project: _____	AIA# _____
Item #: _____ Qty: _____	SIS# _____
Model #: _____	

Mug Frosters

MF

MF24, MF36, MF48

Configurable Options

Finish:

- Black vinyl-clad steel with galvanized steel back (-B)
- Stainless steel front, sides, and back

Legs:

- 6"

Casters:

- 4-1/8"
- 2-7/8"

Shelving:

- Two additional layers of shelves recommended for chilling glassware



Intertek

EP 5016978

Energy Performance
Verified / Rendement
Énergétique Vérifié



Intertek

4004503

Conforms to NSF/ANSI STD 7 and UL STD 471
Certified to CSA STD C22.2 No. 120



Intertek

Standard Features

- Self-contained refrigeration
- All stainless steel interior with radius corners for easy cleaning
- One-piece integral top and mullion design
- Easy to plan exterior dimensions: 24" front to back and 24", 36", or 48" left to right
- Automatic and manual defrost cycles
- Automatic condensate evaporator - no drain connection required
- Bottom rack for chilling stacked plates

Glastender, Inc. • 5400 N Michigan Rd • Saginaw, MI • 48604-9780
989.752.4275 • 800.748.0423 • Fax 989.752.4444
www.glastender.com

Specifications subject to change without notice. For current specifications please visit our website.

Approval/Notes:

Mug Frosters

Specifications

		MF24	MF36	MF48
Dimensions	Length	24"	36"	48"
	Number of Sections	1	1	2
	Door Opening	n/a	n/a	n/a
Electrical	Electrical Supply	120V, 1 phase, 60 Hz, dedicated 15A circuit recommended		
	Full Load Amps	6.0		
	Plug Type	9 foot NEMA 5-15P grounded cord and plug which exits the back of refrigeration compartment*		
Refrigeration	Refrigerant	R290 - 125 grams, 4.59 oz., 0.28 pounds		
	Compressor	Reciprocating, 1/3 HP, 1300 BTUH, 0.11 Tons		
	Heat Rejection	2455 BTUH		
Operating Range		12°F (-11°C) to 35°F (2°C)		
Plumbing		Interior floor drain and condensate drain to automatic evaporator. No drain connection required †		
Weight Bearing Capacity		Countertops and other accessories should not exceed 500 pounds per door		

Materials

- Stainless steel parts include: top, door, interior and optional legs. Also, front, sides and back on '-S' models
- Black vinyl-clad steel parts include: front and sides on '-B' models
- Galvanized steel parts include: base on all models and exterior back on '-B' models

† Building conditions outside the guidelines of ASHRAE 55 and ASHRE 62.1 may need to be plumbed to a drain.

Capacities

		MF24	MF36	MF48
Pint Glasses	Top Shelf	15	31	51
	Bottom Shelf	25	25	45
	Middle Shelf	15	31	51
	Total	55	87	147

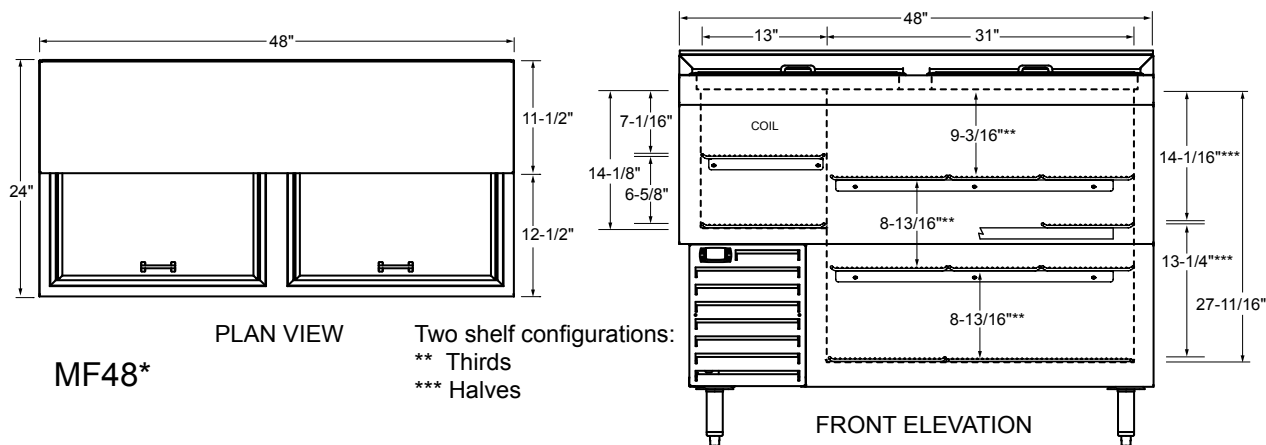
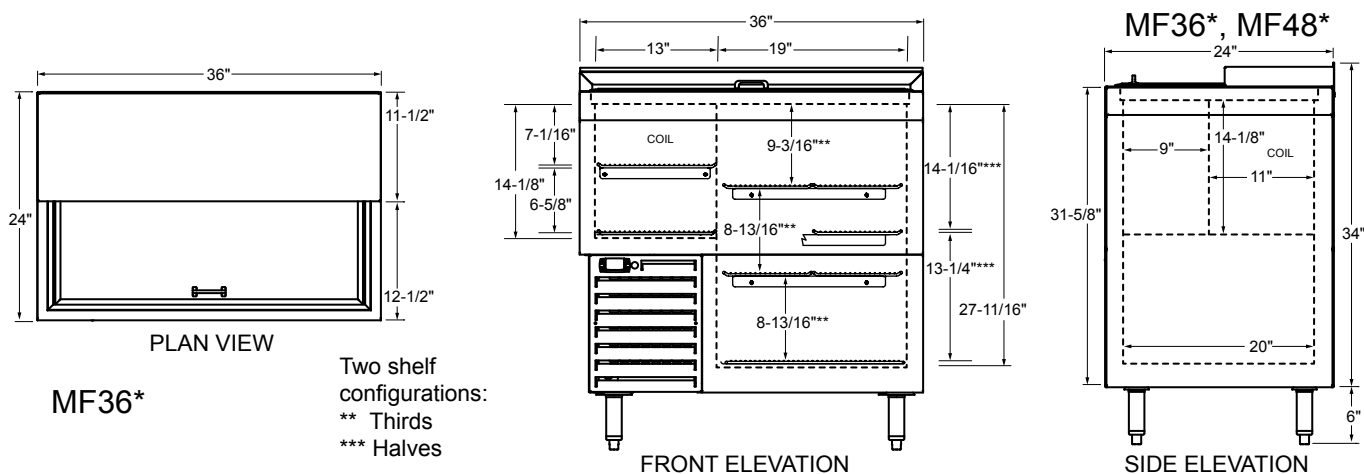
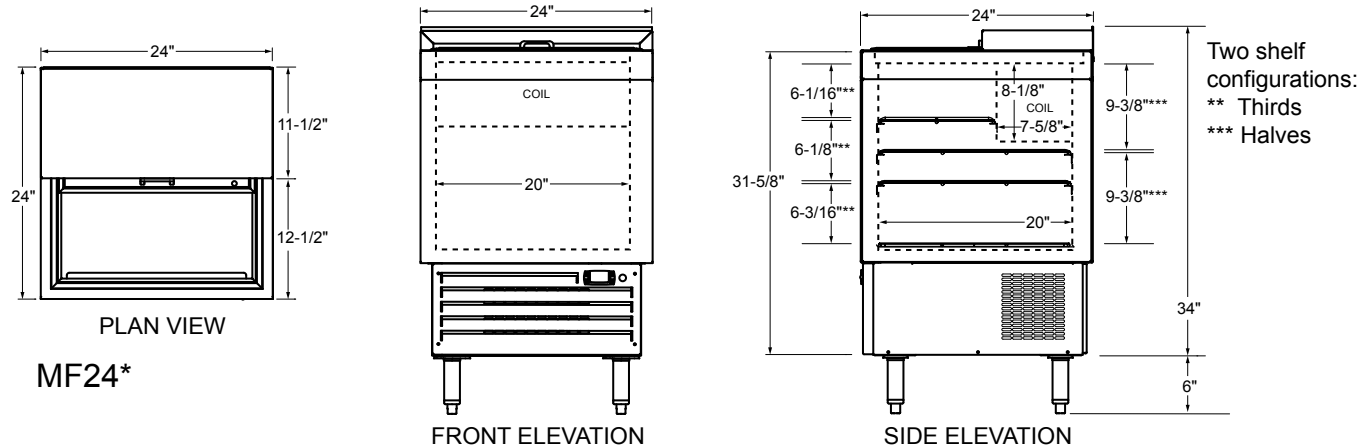


5400 N Michigan Rd • Saginaw, MI • 48604-9780
 989.752.4275 • 800.748.0423 • Fax 989.752.4444
www.glastender.com

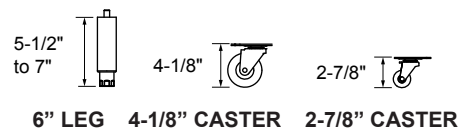
Printed in USA

Mug Frosters

Drawings



OPTIONAL LEGS AND CASTERS



Note: Shelves are optional and are recommended for chilling glassware. All models shown with optional 6" legs.