



## Camshelving® Elements XTRA Series

### Stationary Starter & Add-On Units 4 or 5 Solid Shelves

HEIGHT	DEPTHS	LENGTHS	
1	3	8	
84"	18"	24"	48"
	21"	30"	54"
	24"	36"	60"
		42"	72"

- **Starter Units include:**  
2 factory assembled post kits, 8 or 10 shelf traverses, traverse dovetails and shelf plates.
- **Add-On Units include:**  
1 factory assembled post kit, 8 or 10 shelf traverses, traverse dovetails and shelf plates.

All units ship complete in 1 box.



#### Features & Benefits

- Designed to easily support the performance demands of a busy foodservice operation with medium to heavy storage needs.
- Use in walk-in coolers, freezers, dry storage, warewashing areas, loading docks or front of the house. Withstands storage temperatures -36° to 190°F (-38° to 88°C). Impervious to moisture, chemicals, salt, food acids and humidity.
- Posts and traverses are made of a revolutionary, extremely strong composite material with a smooth, easy to clean surface. Stronger than common wire shelving and lighter in weight than Camshelving Premium Series. Traverse dovetails are separate from the posts and attach easily to secure the shelf traverses.
- Smooth polypropylene shelf plates contain Camguard, an antimicrobial technology that inhibits the growth of mold, fungus and bacteria that may cause odors, stains and product degradation.
- Shelving Units interconnect in straight lines with shared posts. Uniquely engineered Post Connectors offer exceptional cross stabilization. Weight bearing is uncompromised and space is maximized. No add-on clips or "S" hooks required.
- Easily install heavy-duty Corner Connectors (front and back clasp design) to add shelves in corners or to install middle shelves between 2 units without any loss of weight bearing. Maximizes usable and easy to access storage space.
- Posts and traverses wipe clean. Traverses and shelf plates remove easily for cleaning.
- Shelf traverses can be removed and adjusted at 4" (10,2 cm) increments.
- Sturdy reinforced nylon foot adjusts easily to level units.
- Requires some assembly with minimal parts. Use a rubber mallet only.
- Lifetime warranty against rust and corrosion (posts, traverses and shelf plates).
- Available in 1 color – Speckled Gray (480).

Project \_\_\_\_\_

Item No. \_\_\_\_\_

Model No. \_\_\_\_\_

Quantity \_\_\_\_\_



Stationary Starter Unit



Stationary Add-On Unit

## WEIGHT BEARING CAPACITY

Weight must be evenly distributed across the entire shelf.

SINGLE UNIT		UNIT LENGTH 24" – 60"	UNIT LENGTH 72"
	Unit only	2400 lbs.	2400 lbs.
	Shelf only	800	600
	Unit with dunnage stand*	2800	2700
	Bottom shelf with dunnage stand*	1200	900

CORNER UNIT With 2 Dunnage Stands required		UNIT LENGTH 24" – 60"	
	Unit only	2400	—
	Shelf only	800	—
	Bottom shelf with dunnage stands*	1200	—

INTERMEDIATE SHELVES Shelves Installed Between 2 Units		UNIT LENGTH 24" – 60"	
	Unit only	2400	—
	Shelf only	800	—
	Bottom shelf with dunnage stands*	1200	—

\*Dunnage Stands add stability and increase weight bearing capacity on bottom shelf only. Add to any shelf length. Highly recommended for Starter Units 54" (1375 mm) and longer, all Corner Units, U-Shape Units and units specified for heavier loads.

#### Approvals



COMPONENT

Post Connectors, Corner Connectors, Floor Fastener, Wall Fastener, Identification Tags, Shelf Rails, Single Shelf Security Cage, Peg Board and Shelf Divider Bars are not NSF listed.



www.cambro.com

Information and specifications are subject to change without notice. Please confirm at time of order.

Telephone: (714) 848-1555 Toll Free: (800) 854-7631 Customer Service: (800) 833-3003

© Cambro Manufacturing Company Huntington Beach, California 92647

Printed in U.S.A. 09/23

# Camshelving® Elements XTRA Series

## Stationary Starter & Add-On Units 4 or 5 Solid Shelves

Project \_\_\_\_\_

Item No. \_\_\_\_\_

Model No. \_\_\_\_\_

Quantity \_\_\_\_\_

### S4

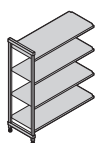
#### 4-Shelf Solid Units

**84"**  
HEIGHT

Starter



Add-On



**18"**  
DEPTH

LENGTH	CODE
24"	EXU182484S4
30"	EXU183084S4
36"	EXU183684S4
42"	EXU184284S4
48"	EXU184884S4
54"	EXU185484S4
60"	EXU186084S4
72"	EXU187284S4

LENGTH	CODE
22"	EXA182484S4
28"	EXA183084S4
34"	EXA183684S4
40"	EXA184284S4
46"	EXA184884S4
52"	EXA185484S4
58"	EXA186084S4
70"	EXA187284S4

**21"**  
DEPTH

24"	EXU212484S4
30"	EXU213084S4
36"	EXU213684S4
42"	EXU214284S4
48"	EXU214884S4
54"	EXU215484S4
60"	EXU216084S4
72"	EXU217284S4

22"	EXA212484S4
28"	EXA213084S4
34"	EXA213684S4
40"	EXA214284S4
46"	EXA214884S4
52"	EXA215484S4
58"	EXA216084S4
70"	EXA217284S4

**24"**  
DEPTH

24"	EXU242484S4
30"	EXU243084S4
36"	EXU243684S4
42"	EXU244284S4
48"	EXU244884S4
54"	EXU245484S4
60"	EXU246084S4
72"	EXU247284S4

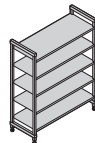
22"	EXA242484S4
28"	EXA243084S4
34"	EXA243684S4
40"	EXA244284S4
46"	EXA244884S4
52"	EXA245484S4
58"	EXA246084S4
70"	EXA247284S4

Color: Speckled Gray (480).

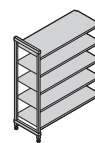
### S5

#### 5-Shelf Solid Units

Starter



Add-On



LENGTH	CODE
24"	EXU182484S5
30"	EXU183084S5
36"	EXU183684S5
42"	EXU184284S5
48"	EXU184884S5
54"	EXU185484S5
60"	EXU186084S5
72"	EXU187284S5

LENGTH	CODE
22"	EXA182484S5
28"	EXA183084S5
34"	EXA183684S5
40"	EXA184284S5
46"	EXA184884S5
52"	EXA185484S5
58"	EXA186084S5
70"	EXA187284S5

24"	EXU212484S5
30"	EXU213084S5
36"	EXU213684S5
42"	EXU214284S5
48"	EXU214884S5
54"	EXU215484S5
60"	EXU216084S5
72"	EXU217284S5

22"	EXA212484S5
28"	EXA213084S5
34"	EXA213684S5
40"	EXA214284S5
46"	EXA214884S5
52"	EXA215484S5
58"	EXA216084S5
70"	EXA217284S5

24"	EXU242484S5
30"	EXU243084S5
36"	EXU243684S5
42"	EXU244284S5
48"	EXU244884S5
54"	EXU245484S5
60"	EXU246084S5
72"	EXU247284S5

22"	EXA242484S5
28"	EXA243084S5
34"	EXA243684S5
40"	EXA244284S5
46"	EXA244884S5
52"	EXA245484S5
58"	EXA246084S5
70"	EXA247284S5

### Optional Accessories

- ☐ Corner Connector Sets
- ☐ Bottom Shelf Dunnage Stands (Low or Tall)
- ☐ Shelf Identification Tags
- ☐ Wall Fastener
- ☐ Floor Fastener
- ☐ Shelf Divider Panel
- ☐ Shelf Divider Bars (Straight or Angled)
- ☐ Single Shelf Sheet Pan Rack
- ☐ Single Shelf Security Cage
- ☐ Shelf Traverses (Single or Double)
- ☐ Drying and Storage Cradles
- ☐ Shelf Rails
- ☐ Universal Storage Rack
- ☐ Single and Add-on Can Racks

### Architect Specs

Posts and Traverses: Proprietary non-corrosive composite material.  
Post Connectors: Reinforced polypropylene.  
Shelf Plates: Reinforced polypropylene with Camguard® antimicrobial.  
Corner Connectors: Reinforced nylon.  
Adjustable Foot: Reinforced nylon.  
Traverse Dovetails: Reinforced nylon.  
Post Connector Collar Wedge: Reinforced nylon.

### Approvals



COMPONENT

Post Connectors, Corner Connectors, Floor Fastener, Wall Fastener, Identification Tags, Shelf Rails, Single Shelf Security Cage, Peg Board and Shelf Divider Bars are not NSF listed.

# CAMBRO®

www.cambro.com

Information and specifications are subject to change without notice. Please confirm at time of order.

Telephone: (714) 848-1555 Toll Free: (800) 854-7631 Customer Service: (800) 833-3003

© Cambro Manufacturing Company Huntington Beach, California 92647

Printed in U.S.A. 09/23

EXCS6

D082307