

Pouched Food Dispensers

Express™ Dispensers | 1 ½ Gallon

















- Perfect for high-traffic, self-serve applications – serves from popular 1 ½ gallon condiment and dressing pouches with a 16-mm fitment
- Sealed, sanitary system achieves up to 98% evacuation; dispenses 1-oz max portion, reduce in ¼-oz increments
- Clean-up is easy; condiments are contained within the pouch and surgical-quality plastic, six-piece pump
- Brushed finish stainless steel and black thermoset plastic vessels reduce the visibility of fingerprints
- Express™ Stations combine multiple dispensers in a single base; see p 37 for details



1 ½-gallon pouch with 16-mm fitment

NSF ADA compliant | Less than 5 lbs of pressure to dispense

NSF listed pump (07794) uses only (6) parts

	dispenses	model/item	application	description	full portion	dimensions (HxWxD)	weight
a	  	SE 07010 SE-Single 07000		round, black plastic base with pump (07794); countertop & drop-in black plastic base with pump (07794); countertop & drop-in	1 oz	17 7/16" x 9 5/8" x 14" 17 5/8" x 7 1/2" x 14"	8 lb
b	  	SS-1SE 67760 SS-2SE 07300		07000 above & stainless steel shroud; countertop (2) 07000s & stainless steel shroud; countertop	1 oz	17 3/4" x 7 1/2" x 14" 17 3/4" x 15" x 14 1/8"	11 lb 18 lb
c	  	SE-SS 07125		stainless steel base with pump (07794); countertop	1 oz	17 9/16" x 6 3/8" x 13 1/4"	9 lb
d	  	SE-SS 07020		stainless steel base with pump (07794); drop-in		10 1/2" x 6 3/8" x 13 5/8"	



There are more options than ever for pouches of condiment and dressing brand favorites. Contact your broadliner or food supplier for SKU numbers and ordering information. [Click to learn more.](#)