






















# Station Creation Guide

## 1-2-3-4 Select pumps and/or ladles

### PUMPS

- Consistently serve with portion-controlled, stainless steel pumps; adjustable in 1/8-oz increments
- Designed with food types in mind – use the Dispenses Key to narrow your search
- Thick Pump (TP) models reduce dispensing force needed for especially thick or crafted sauces

base type	dispenses	model/item	pump & lid fit (jar not incl.)	full portion
Countertop	 	<a href="#">CP-200 83300</a>	shallow fountain jar, 2 qt	1 oz
	<b>a</b> 	<a href="#">FP-200V 82130</a>		
	 	<a href="#">TP-200V 86750</a>		
Countertop	<b>b</b> 	<a href="#">CP-F 83330</a>	deep fountain jar, 3 1/2 qt	1 1/4 oz
		<a href="#">FP-V 82120</a>		
	 	<a href="#">TP-V 86760</a>		
Drop-In	<b>c</b> 	<a href="#">FPV-DI 82520</a>	deep fountain jar, 3 1/2 qt	1 1/4 oz
Countertop	 	<a href="#">CP-200 Slim 85330</a>	slim shallow fountain jar, 1 1/2 qt	1 oz
		<a href="#">FP-200V Slim 85310</a>		
	 	<a href="#">TP-200V Slim 86770</a>		
Countertop	 	<a href="#">CP-F Slim 85340</a>	slim deep fountain jar, 2 qt	1 1/4 oz
	<b>d</b> 	<a href="#">FP-V Slim 85300</a>		
	 	<a href="#">TP-V Slim 86780</a>		
Drop-In		<a href="#">FPV-DI Slim 85380</a>	slim deep fountain jar, 2 qt	1 1/4 oz







Dispensing large portions or using a slanted fountainette? See p 24–25.

### LADLES

- Perfect for serving dry or difficult-to-pump ingredients
- Stainless steel construction with a 1-oz capacity

item	description
<b>e</b> <a href="#">82561</a>	fountain jar ladle, 10" handle, 1 oz
<a href="#">82562</a>	fountain jar ladle, 7" handle, 1 oz
<b>f</b> <a href="#">82976</a>	slim fountain jar ladle, 10" handle, 1 oz
<a href="#">82977</a>	slim fountain jar ladle, 7" handle, 1 oz



DISPENSES	 <b>THIN</b> fountain syrups • oils • hot sauce
	 <b>THICK</b> ketchup • mustard • mayonnaise • bbq
	 <b>THICKER</b> tartar sauce • crafted sauces
APP	 <b>AMBIENT</b>
	 <b>COLD</b>
	 <b>HOT</b>



Be sure to select the correct pump for your jar – pumps for shallow jars have a shorter cylinder than those for deep jars



CP models (b) have unformed tube ends, whereas FP models (c) have formed ends to hold back thin product drips



DI models have a 3 inch taller spout for additional serving clearance



Request knob color and engraving for easy product identification; black is standard. See p 13 for details.

