



Project _____

Item # _____

Quantity _____

Heated Base Glass Built-In Shelves

Models: HBGB-2418, -3018, -3618, -4818, -6018, -7218

Hatco Heated Base Glass Built-In Shelves have a heated ceramic glass top that creates uniform heat across the entire surface and are made of approved foodsafe material. Ideal for use on pass-through areas, buffet lines, and as hors d'oeuvre displays.

Standard features

- Made of approved foodsafe material allowing placement of food product directly on the glass surface
- Thermostatically-controlled ceramic glass surface heated base
- Lighted On/Off rocker switch
- All units are equipped with an attractive trim mounting ring available in stainless steel (standard) *Designer* Black or White
- Recommended for use in metallic counters – for other surfaces, verify that the material is suitable for temperatures up to 200°F (93°C)♦
- Units include control box with 3' (915 mm) conduit and 6' (1829 mm) cord and plug

♦ *Hatco is not responsible for counter damage caused by heat from the warmer*



Options (available at time of purchase only)

Ceramic Glass Color – Black Standard
 White

Designer Color for Flush Mount Control Bezel Box – Stainless Steel
Standard – Non-standard colors are non-returnable. ♦
 Designer Black White

Control Boxes - with Lighted Power Rocker Switch, cord and plug
 Flush Mount ITC Control Box with lighted On/Off rocker switch and angled recessed controls – 6.813"W x 7.8135"H x 4.813"D (162 x 198 x 134 mm)

Flush Mount Recessed Thermostatic Control Box with lighted On/Off rocker switch and angled recessed controls in stainless steel 6.813"W x 7.8135"H x 4.813"D (162 x 198 x 134 mm)

Conduit in lieu of standard 3' (914 mm) (Flush Mount ITC Control Box only)
 6' (1829 mm) conduit 10' (3048 mm) conduit

Built-In Heated Base Glass Shelf with a recessed top

Note for Heated Base Glass Shelves with overhead Strip Heaters: For any size HBGB, the next larger size GRA or GR2A Strip Heater will fit over the top. For example, a HBGB-3018 will require a GRA-36 or GR2A-36. The GRA will have a tight fit to the frame of the base. The GR2A will have approximately a 4" (102 mm) space.

NOTE: Install Remote Box outside Heat Zone or damage will occur.

♦ IFS anti-microbial coatings use naturally-occurring, environmentally sustainable, silver ions to help inhibit the growth of microbes on the powder coated surface. See www.hatcocorp.com/antimicrobial-paint for more information.

For operation, location and safety information, please refer to the Installation and Operating Manual.



Specific models as marked



HATCO CORPORATION | P.O. Box 340500 Milwaukee, WI 53234-0500 U.S.A. | (414) 671-6350



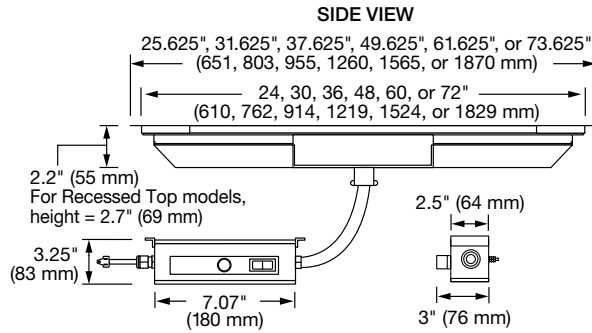

www.hatcocorp.com | support@hatcocorp.com | [Find a Hatco Rep](#) | [Image Library](#) | [Document Library](#) | [Patents](#) | [Chat](#)



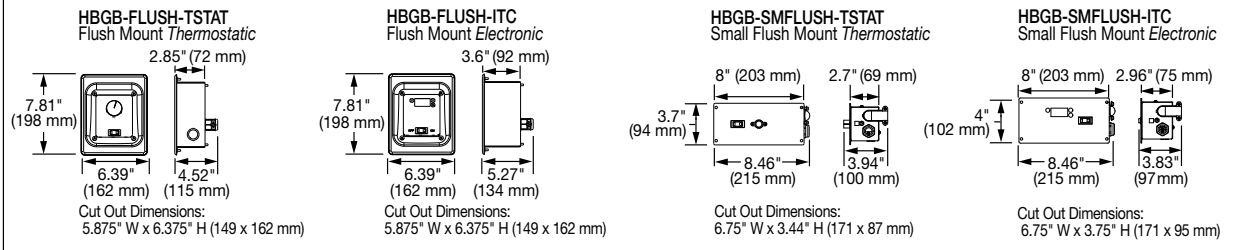
Heated Base Glass Built-In Shelves

Models: HBGB-2418, -3018, -3618, -4818, -6018, -7218

HBGB



OPTIONAL CONTROL BOXES



SPECIFICATIONS

Heated Base Glass Built-In Rectangular Shelves

The shaded areas contain electrical information for international models

| Model ^M | Dimensions (Width x Depth x Height) | Voltage | Watts | Amps | Plug | Approx. Ship Weight |
|------------------------|--|------------------|-----------|---------|---------------------------------|---------------------|
| HBGB-2418 | 25.625" x 19.625" x 2.2" (651 x 498 x 55 mm) | 100 | 425 | 4.3 | NEMA 5-15P | 32 lbs. (15 kg) |
| | | 120 | 425 | 3.5 | NEMA 5-15P | |
| | | 220 ^z | 420 | 1.9 | BS-1363 | |
| | | 220-230 (CE) | 420-459 | 1.9-2.0 | CEE 7/7 Schuko, CCC | |
| | | 230-240 (CE) | 459-500 | 2.0-2.1 | BS-1363 or AS 3112 [†] | |
| HBGB-3018 | 31.625" x 19.625" x 2.2" (803 x 498 x 55 mm) | 100 | 525 | 5.3 | NEMA 5-15P | 37 lbs. (17 kg) |
| | | 120 | 525 | 4.4 | NEMA 5-15P | |
| | | 220 ^z | 525 | 2.4 | BS-1363 | |
| | | 220-230 (CE) | 525-574 | 2.4-2.5 | CEE 7/7 Schuko, CCC | |
| | | 230-240 (CE) | 574-625 | 2.5-2.6 | BS-1363 or AS 3112 [†] | |
| HBGB-3618 | 37.625" x 19.625" x 2.2" (955 x 498 x 55 mm) | 100 | 630 | 6.3 | NEMA 5-15P | 40 lbs. (19 kg) |
| | | 120 | 630 | 5.3 | NEMA 5-15P | |
| | | 220 ^z | 630 | 2.9 | BS-1363 | |
| | | 220-230 (CE) | 630-689 | 2.9-3.0 | CEE 7/7 Schuko, CCC | |
| | | 230-240 (CE) | 689-750 | 3.0-3.1 | BS-1363 or AS 3112 [†] | |
| HBGB-4818 [≈] | 49.625" x 19.625" x 2.2" (1260 x 498 x 55 mm) | 100 | 850 | 8.5 | NEMA 5-15P | 50 lbs. (23 kg) |
| | | 120 | 850 | 7.1 | NEMA 5-15P | |
| | | 220 ^z | 840 | 3.8 | BS-1363 | |
| | | 220-230 (CE) | 840-918 | 3.8-4.0 | CEE 7/7 Schuko, CCC | |
| | | 230-240 (CE) | 918-1000 | 4.0-4.2 | BS-1363 or AS 3112 [†] | |
| HBGB-6018 [≈] | 61.625" x 19.625" x 2.2" (1565 x 498 x 55 mm) | 100 | 1050 | 10.5 | NEMA 5-15P | 63 lbs. (29 kg) |
| | | 120 | 1050 | 8.8 | NEMA 5-15P | |
| | | 220 ^z | 1050 | 4.8 | BS-1363 | |
| | | 220-230 (CE) | 1050-1148 | 4.8-5.0 | CEE 7/7 Schuko, CCC | |
| | | 230-240 (CE) | 1148-1250 | 5.0-5.2 | BS-1363 or AS 3112 [†] | |
| HBGB-7218 [≈] | 73.625" x 19.625" x 2.2" (1870 x 498 x 55 mm) | 100 | 1260 | 12.6 | NEMA 5-15P | 74 lbs. (34 kg) |
| | | 120 | 1260 | 10.5 | NEMA 5-15P | |
| | | 220 ^z | 1260 | 5.7 | BS-1363 | |
| | | 220-230 (CE) | 1260-1378 | 5.7-6.0 | CEE 7/7 Schuko, CCC | |
| | | 230-240 (CE) | 1378-1500 | 6.0-6.3 | BS-1363 or AS 3112 [†] | |

^M Recommended for use in a metallic countertop. For other surfaces, verify material is suitable for temperatures up to 200°F (93°C).

^z 60 Hz

[†] AS3112 plug is for use in Australia only.

[≈] Units 48" (1219 mm) and larger are constructed of two equal size pieces of glass which create a seam.





Heated Base Glass Built-In Shelves

Models: HBGB-2418, -3018, -3618, -4818, -6018, -7218

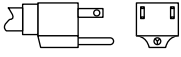
CORD LOCATION

Cord is attached to Control Box

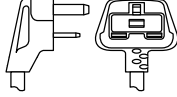
PLUG CONFIGURATIONS

Please refer to electrical specifications shown in charts

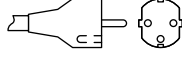
NEMA 5-15P



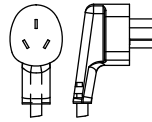
BS-1363



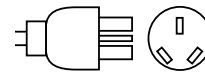
CEE 7/7 Schuko



CCC



AS 3112



Countertop Cutout Dimensions

| Model | Min. Width | Max. Width | Min. Depth | Max. Depth |
|-----------|----------------------|----------------------|---------------------|---------------------|
| HBGB-2418 | 24.625" (625 mm) | 24.875" (632 mm) | 18.625" (473 mm) | 18.875" (480 mm) |
| HBGB-3018 | 30.625" (778 mm) | 30.875" (784 mm) | 18.625" (473 mm) | 18.875" (480 mm) |
| HBGB-3618 | 36.625" (930 mm) | 36.875" (937 mm) | 18.625" (473 mm) | 18.875" (480 mm) |
| HBGB-4818 | 48.625" (1235 mm) | 48.875" (1241 mm) | 18.625" (473 mm) | 18.875" (480 mm) |
| HBGB-6018 | 60.625" (1540 mm) | 60.875" (1546 mm) | 18.625" (473 mm) | 18.875" (480 mm) |
| HBGB-7218 | 72.625" (1845 mm) | 72.875" (1851 mm) | 18.625" (473 mm) | 18.875" (480 mm) |

PRODUCT SPECS

Heated Base Glass Built-In Shelves

The Heated Base Glass Built-In Shelf shall be a Hatco Model ... as manufactured by the Hatco Corporation, Milwaukee, WI 53234 U.S.A.

The Heated Base Glass Built-In Shelf shall be rated at ... watts, volts, and ... inches (millimeters) in overall width.

It shall consist of food-safe, Black Ceramic Glass material, thermostatically-controlled heated base and a remote box with 36" (914 mm) conduit, cord and plug.

Options shall include: White Ceramic Glass, Designer Color for Flush Mount Control Bezel (Stainless Steel standard), Flush Mount (ITC or Thermostatic) Control Box, a 120" (3050 mm) conduit used with ITC Control Boxes only and optional recessed top. All Designer colors are anti-microbial.

Warranty consists of 24/7 parts and service assistance (U.S. and Canada only).

HATCO CORPORATION | P.O. Box 340500 Milwaukee, WI 53234-0500 U.S.A. | (414) 671-6350



www.hatcocorp.com | support@hatcocorp.com | [Find a Hatco Rep](#) | [Image Library](#) | [Document Library](#) | [Patents](#) | [Chat](#)