



Model# \_\_\_\_\_

PROJECT NAME: \_\_\_\_\_ LOCATION: \_\_\_\_\_

ITEM: \_\_\_\_\_ MODEL: \_\_\_\_\_

## Hand Sink

SSHAND



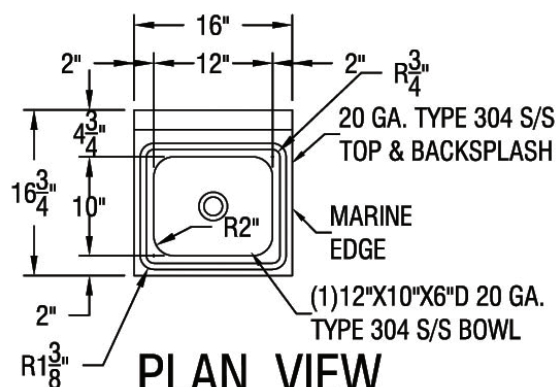
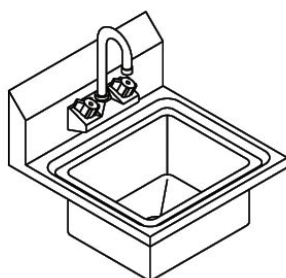
NSF Approved  
20 Gauge SUS 304 Stainless Steel  
Includes Faucet and Stainer  
Includes Wall mounting bracket



## Hand Sink SSHAND

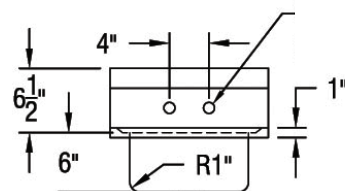


SSHAND



SCALE:  $\frac{3}{4}" = 1'-0"$

(2)  $\varnothing 1\frac{1}{8}"$



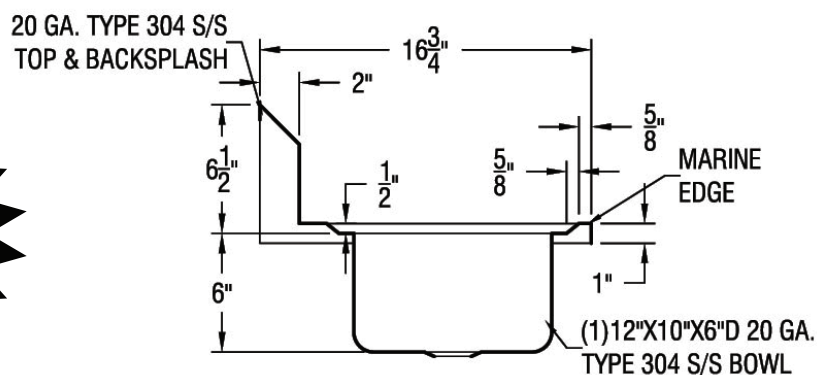
**ELEVATION**

SCALE:  $\frac{3}{4}" = 1'-0"$

### Features:

NSF Approved  
 20 Gauge SUS 304 Stainless Steel  
 Includes Faucet and Strainer  
 Includes Wall mounting bracket

**Gooseneck faucet  
and strainer  
included.**



**SECTION**

SCALE:  $1\frac{1}{2}" = 1'-0"$