

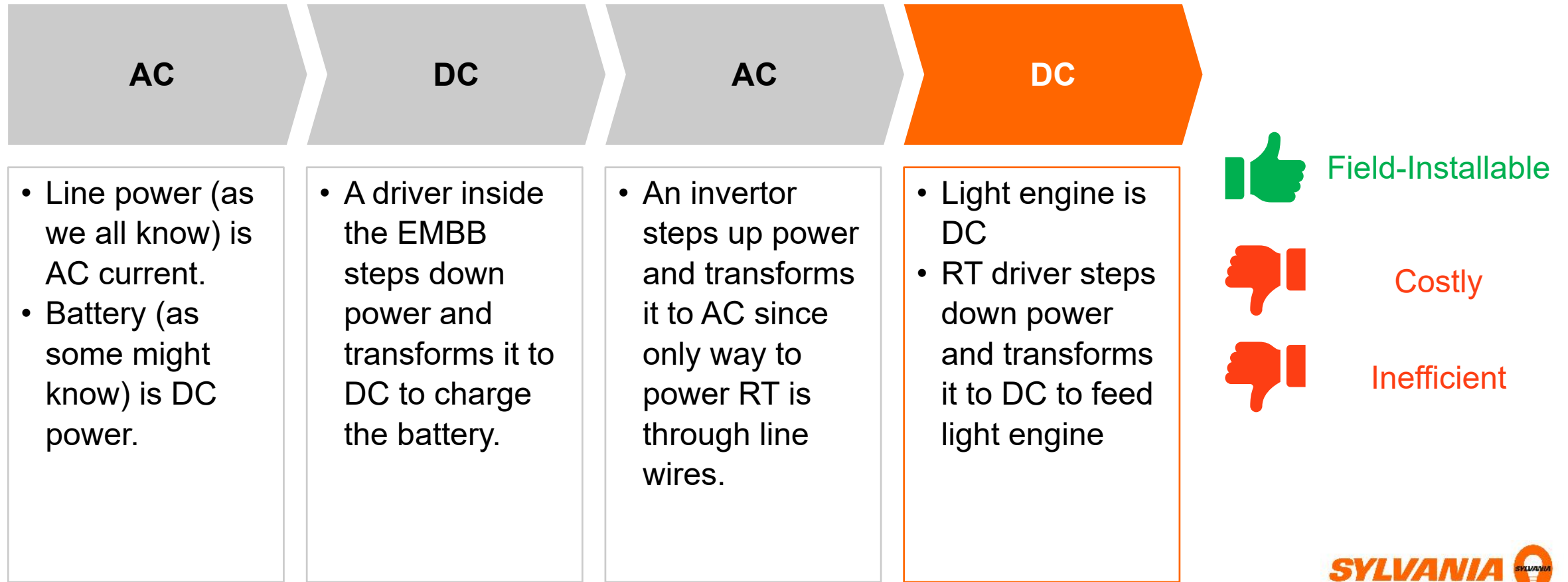
# UltraLED™ RT Recessed Downlight Series with Emergency Battery Back-Up (EMBB)

---



# UltraLED™ RT Recessed Downlight Series

## RT EMBB – Before: Invertor/non-integrated solution



# UltraLED™ RT Recessed Downlight Series

## RT EMBB – After: Non-inverter/integrated solution

---

AC

- Line power (as we all know) is AC current.
- Battery (as some might know) is DC power.

DC

- A driver inside the EMBB steps down power and transforms it to DC to charge the battery.
- When power goes off, battery feeds light engine directly.



Factory-Installable



Affordable

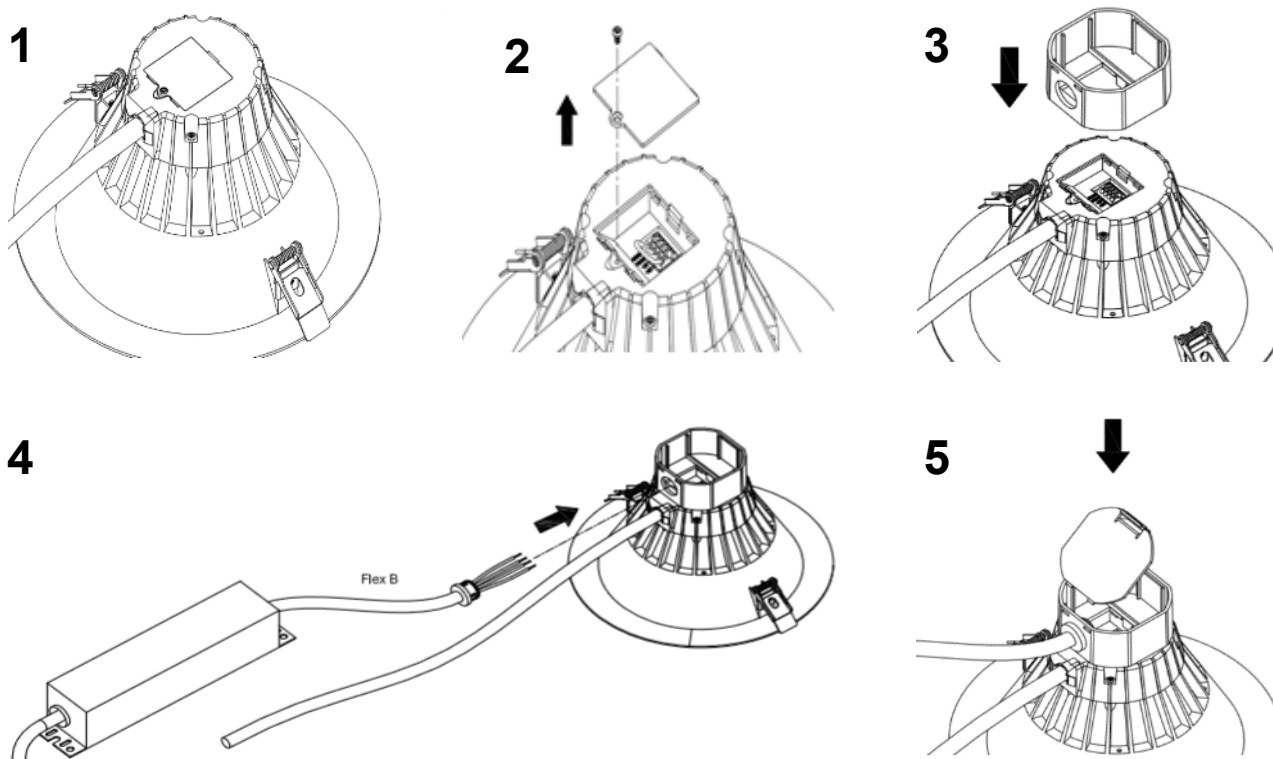


Efficient

# UltraLED™ RT Recessed Downlight Series

## RTs + Field Installable SYLVANIA Emergency Battery Back-Up

---



# UltraLED™ RT Recessed Downlight Series

## Phase In – Phase Out

UltraLED™ Downlight			
Discontinued NAED	Description	Replacement NAED	Description
75228	LEDRT56HO700827 2/CS 1/SKU	60765	LEDRT56R3A700UT927
75229	LEDRT56HO700830 2/CS 1/SKU	60766	LEDRT56R3A700UT930
75230	LEDRT56HO700835 2/CS 1/SKU	60767	LEDRT56R3A700UT935
75231	LEDRT56HO700840 2/CS 1/SKU	60768	LEDRT56R3A700UT940
75137	LEDRT56HO900827 2/CS 1/SKU	60770	LEDRT56R3A900UD927
75138	LEDRT56HO900830 2/CS 1/SKU	60771	LEDRT56R3A900UD930
75140	LEDRT56HO900835 2/CS 1/SKU	60772	LEDRT56R3A900UD935
75139	LEDRT56HO900840 2/CS 1/SKU	60773	LEDRT56R3A900UD940
72528	LEDRT61500HO830 4/CS 1/SKU	60775	LEDRT6R3A1500UD930
72529	LEDRT61500HO835 4/CS 1/SKU	60776	LEDRT6R3A1500UD935
72530	LEDRT61500HO840 4/CS 1/SKU	60777	LEDRT6R3A1500UD940
74466	LEDRT82000830 4/CS 1/SKU	60779	LEDRT8R3A2000UD930
74467	LEDRT82000835 4/CS 1/SKU	60780	LEDRT8R3A2000UD935
74468	LEDRT82000840 4/CS 1/SKU	60781	LEDRT8R3A2000UD940
72625	LEDRT83000930 4/CS 1/SKU	60783	LEDRT8R3A3000UD930
72626	LEDRT83000935 4/CS 1/SKU	60784	LEDRT8R3A3000UD935
72628	LEDRT83000940 4/CS 1/SKU	60785	LEDRT8R3A3000UD940
79740	LEDRT85000830 4/CS 1/SKU	60787	LEDRT8R3A5000UD930
79741	LEDRT85000835 4/CS 1/SKU	60788	LEDRT8R3A5000UD935
79742	LEDRT85000840 4/CS 1/SKU	60789	LEDRT8R3A5000UD940

CRI 80+




CRI 90+

# UltraLED™ RT Recessed Downlight Series

## Product Offering and Key Takeaways

- Customer to choose required lumen output @ 90 minutes
- Customer will buy:
  - Regular RT
  - SYLVANIA Emergency Battery Back-up
  - Junction Box
- Field installable in < 2 minutes

RT	NAED	EMBB Multi-listing	Dial switch NO1	Dial switch NO2	EMBB Current	EMBB Wattage	EM Lumens
					(mA)	(W)	(lm)
LEDRT5/6R3A700ST9xx	60887	EMBB1A5WDC	1	0	100	3.6	350
LEDRT5/6R3A700UD9xx	60887	EMBB1A5WDC	1	0	100	3.6	350
LEDRT5/6R3A900UD9xx	60888	EMBB1A8WDC	1	5	150	5.4	500
	60887	EMBB1A5WDC	1	0	100	3.6	350
LEDRT6R3A1500UD9xx	60888	EMBB1A8WDC	2	0	200	7.2	700
			1	5	150	5.4	550
LEDRT8R3A2000UD9xx	60888	EMBB1A8WDC	2	0	200	7.2	750
			1	5	150	5.4	550
LEDRT8R3A3000UD9xx	60889	EMBB1A16WDC	3	0	300	10.8	1200
	60888	EMBB1A8WDC	2	0	200	7.2	750
LEDRT8R3A5000UD9xx	60889	EMBB1A16WDC	3	0	300	10.8	1200
	60888	EMBB1A8WDC	2	0	200	7.2	750

---

**THANK YOU**